

The Msunduzi Municipality

2020/21 APPROVED REGISTER OF TARIFFS AND CHARGES

(Inclusive of the Rate Randages)

Contents

DEPARTMENT	TARIFF	PG
Budget and Treasury Office	Rates	1
	Municipal Services Deposits	3
	Tender Documents Deposits	4
	Valuations	5
Community Services	Refuse Removal	6
	Landfill Site	10
	Community Halls	12
	Cemetery	19
	Crematoria	20
	Horticulture	22
	Pools	24
	Sports & Recreation Facilities	26
	Libraries	29
	Fire & Emergency Services	30
	Traffic & Security	33
Infrastructure Services	Electricity Management	34
	Water & Sanitation Management	45
Sustainable Development and City's Development	Town Planning	50
	Land Survey	51
	Geographical Information Systems	52
	Building Control	53
	Advertising Signage	56
	Wayleaves	59
	Human Settlements	60
	Licensing	61
	Health	62
	Airport	63
	Municipal Market	65
	All Departments	Miscellaneous Charges
Promotion of Access to Information		68


BUDGET AND TREASURY OFFICE

Rates

	2019/20 Cents in the R	2020/21 Cents in the R	Inc.	
1. The RATE RANDAGES , assessed in terms of the Local Government: Municipal Property Rates Act 6 of 2004 are as follows:				
(a)	Vacant Land - No rebate granted	0.0229	0.0239	4.50%
(b)	Unauthorized Use (inclusive of surcharges)	0.0393	0.0411	4.50%
(c)	Residential Property	0.0126	0.0132	4.50%
(d)	Commercial Property (Previous Category: Other Property)	0.0222	0.0232	4.50%
(e)	Industrial Property (Previous Category: Other Property)	0.0222	0.0232	4.50%
(f)	Specialised Property ((Previous Category: Other Property)	0.0222	0.0232	4.50%
(g)	Agricultural Property	0.0031	0.0032	4.50%
(h)	Public Service Infrastructure	0.0031	0.0032	4.50%
(i)	Rural Communal Property	0.0172	0.0179	4.50%
(j)	Sectional Title Garages – Separately Registered	0.0126	0.0132	4.50%
(k)	Mining	0.0222	0.0232	4.50%
(l)	Public Benefit Organisations Additional Rebate	0.0031 100%	0.0032 100%	4.50%
(m)	Public Service Property	0.0222	0.0232	4.50%
(n)	Multipurpose Property Applicable tariff will be charged in respect of the combination of categories above.			
2. REBATES:				
<u>Impermissible and Free Value Based Rebates</u>				
(o)	No rates shall be levied on the market value of the first R15,000 of Residential Property. A rebate of 100% will be granted on all Residential Property, from a value of R15,001 to a value of R100,000.			
<u>Aged Persons and Disability Grantees Rebate</u>				
(p)	Aged Persons Occupier Owner Applicants: 60 years and over			
	Total monthly income of all occupants and owners from all sources must not exceed	R4,516 p.m.	R 4 719 p.m.	
	%'tage Rebate –	40%	40%	
<u>Child Headed Households</u>				
(q)	Maximum monthly income of all occupants and owners from all sources must not exceed	R4,516 p.m.	R 4 719 p.m.	
	%'tage Rebate –	40%	40%	
<u>Listed Buildings</u>				
(r)	Rates Rebate on Listed Buildings	40% Max	40% Max	
<u>Developers Rebate</u>				
(s)	Rates Rebate on Vacant Land only subject to Council's Conditions			
	Year 1	100%	100%	
	Year 2	66%	66%	
	Year 3	33%	33%	

BUDGET AND TREASURY OFFICE
Revenue Management
Rates

	2019/20 Excl. Vat	2020/21 Excl. Vat	Inc.
3. Miscellaneous Charges			
(a) i. Rates Clearance Certificate Application Fee	R 354.00	R 370.00	4.50%
ii Duplicate Statement Fee	R 60.00	R 62 .00	4.50%
iii. Duplicate Revenue Clearance Certificate	R 90.00	R 94.00	4.50%
iv. Fee for Letters of Undertaking	R 112.00	R 117 .00	4.50%
(b) Deeds Search Fee – per search	R 45.00	R 47 .00	4.50%
(c) To search for and prepare any reconciliation, For each hour or part of an hour, excluding the first half hour, reasonably required for such search and preparation.	R 113.00	R 118.00	4.50%
PLUS Administration Fee (Excluding applications made in terms of the Promotion of Access to Information Act, No. 2 of 2000)	R 35.00	R 37 .00	4.50%
PLUS all copies incidental to complete the reconciliation	R 4.00	R 4.00	4.50%
4. Interest and Collection Charges Rate			
(a) Interest rate per annum (calculated on daily outstanding balance)	11.25%	7.25%	
(b) Collection Charge Rate per annum	10%	10%	



BUDGET AND TREASURY OFFICE
Revenue Management
Application for Municipal Services - Deposits

DEPOSITS		2019/2020	2020/2021	
CHURCHES		R1 500.00	R1 600.00	PER METER
BUSINESSES				
20 AMP		R4 250.00	R4 500.00	PER METER
30 AMP		R5 250.00	R5 565.00	PER METER
40 AMP		R6 250.00	R6 625.00	PER METER
50 AMP		R7 250.00	R7 685.00	PER METER
60 AMP		R8 250.00	R8 750.00	PER METER
80 AMP		R9 250.00	R9 800.00	PER METER
100 AMP		R10 250.00	R10 865.00	PER METER
INCLUDING WATER-SINGLE PHASE WITH WATER				
20 AMP		R4 750.00	R5 035.00	PER METER
30 AMP		R6 250.00	R6 625.00	PER METER
40 AMP		R7 250.00	R7 685.00	PER METER
50 AMP		R8 250.00	R8 750.00	PER METER
60 AMP		R9 250.00	R9 800.00	PER METER
80 AMP		R10 250.00	R10 865.00	PER METER
100 AMP		R11 250.00	R11 925.00	PER METER
DOMESTIC-HOUSE, FLATS, COMPLEXES				
WATER & ELECRCITY	30 AMP	R3 250.00	R3 450.00	PER METER
WATER ONLY		R1 750.00	R1 855.00	PER METER
ELECRCITY 30 AMP		R1 750.00	R1 855.00	PER METER
WATER & ELECRCITY	40 AMP	R3 750.00	R3 975.00	PER METER
WATER & ELECRCITY	50 AMP	R4 250.00	R4 500.00	PER METER
WATER & ELECRCITY	60 AMP	R4 250.00	R4 500.00	PER METER
WATER & ELECRCITY	80 AMP	R4 750.00	R5 035.00	PER METER
ELECRCITY ONLY				
	30 AMP	R1 750.00	R1 855.00	PER METER
	40 AMP	R1 950.00	R2 070.00	PER METER
	50 AMP	R2 250.00	R2 385.00	PER METER
	60 AMP	R2 750.00	R2 915.00	PER METER
	80 AMP	R3 250.00	R3 450.00	PER METER

BUDGET AND TREASURY OFFICE
Supply Chain Management
Tender Documents Deposits

	2019/20	2020/21	Inc.
	Excl. Vat	Excl. Vat	
The tender documentation deposit is charged on pick up of a tender document by a tenderer.			
Non-refundable deposit for projects			
Contract Values between			
R 30 000.00 to R 200 000.00	R 157.00	R 165 .00	4.50%
R 200 001.00 to R1 000 000.00	R 189.00	R 197 .00	4.50%
R1 000 001.00 to R5 000 000.00	R 472.00	R 494.00	4.50%
R5 000 001.00 and over	R 787.00	R 823.00	4.50%



BUDGET AND TREASURY OFFICE
Real Estate and Valuations
Valuations

		2019/20 Excl. Vat	2020/21 Excl. Vat	Inc.
Miscellaneous Charges				
1.	Valuation CD	R 822.00	R 858.00	4.50%
2.	Valuation Certificate	R 45.00	R 47.00	4.50%
3.	Deed Search Fee – per search	R 45.00	R 47.00	4.50%
4.	Request in terms of Section 53 of the Municipal Property Rates Act for reasons for the decisions of the Municipal Valuer in respect of objections.	R 105.00	R 109 .00	4.50%



COMMUNITY SERVICES
Waste Management
Refuse Removal Tariff

		2019/20 Excl. Vat	2020/21 Excl. Vat	Inc.
Standard charges for Domestic and Commercial Refuse Removal				
Based on the relevant Electricity Scale (Excluding Home Business)				
<u>Refuse Removal Tariffs</u>				
1.	Domestic			
	Single phase up to 80A	R 105.43	R 110.18	4.50%
	Three phase up to 100A	R 105.43	R 110.18	4.50%
	Prepayment Meter	R 105.43	R 110.18	4.50%
2.	Multipurpose Property (Applicable to properties utilised for multiple purpose as per the rates category of property)			
	Single phase up to 80A	R 159.83	R 167.02	4.50%
	Three phase up to 100A	R 159.83	R 167.02	4.50%
	Prepayment Meter	R 159.83	R 167.02	4.50%
3.	Small Power Users - Business/Commercial			
	Single phase up to 80A	R 302.05	R 315.64	4.50%
	Three phase up to 100A	R 302.05	R 315.64	4.50%
4.	Large Power Users – Business/Commercial			
	Supply taken at 400V	R 302.05	R 315.64	4.50%
	Supply taken at 6.6 or 11kV	R 302.05	R 315.64	4.50%
5.	Flats/Simplexes	R 89.34	R 93.36	4.50%
6.	Previously PHB Housing and Informal Settlements (MASS Housing) – per household per month	R 21.24	R 22.19	4.50%
7.	Central Business District Main CBD bordered by East (Masukwane), Winston/Victoria, Bulwer, Boshoff, Alan Paton, Prince Alfred, Railway, Pine, Greytown Road from East to Trichy, Balhambra Way from Greytown Rd to Newholmes Way, Khan Rd from Greytown Rd to Deccan Rd, Mysore Rd from Greytown Rd to Bangalore Rd, Alan Paton up until King Edward Avenue.	R 401.68	R 419.76	4.50%
8.	For areas not being billed but supplied with prepaid electricity meters To cover the cost of co-operative supplied refuse collection services.	R 16.85	R 17.61	4.50%
9.	Qualifying Indigent consumers will receive 100% rebate in respect of the applicable charge.			

Note:

Home Business refers to a property previously rated as residential where an owner or lessee runs a small business from the premises and which is still primarily used as a place of residence by that owner or lessee and where special consent has been obtained in terms of the Town Planning scheme to run this business on the premises.

Interest Rate

(a) Interest rate per annum (calculated on daily outstanding balance)	11.25%	7.25%
---	--------	-------

COMMUNITY SERVICES
Waste Management
Refuse Removal Tariff

	2019/20 Excl. Vat	2020/21 Excl. Vat	Inc.
Fees payable for the additional removal and clearance of refuse by arrangement from premises other than those applicable in item 1 are contained within this section.			
1. (a) Removal of additional domestic refuse: Excluding Central Business District			
Normal days per collection –			
(i) 3 x 85l bins or part thereof	R 33.41	R 34.92	4.50%
(ii) 240l wheeled bin or part thereof	R 33.41	R 34.92	4.50%
(b) Other than normal removal days, per collection –			
(i) 3 x 85l bins or part thereof	R 202.28	R 211.39	4.50%
(c) Where Council refuse containers are used on high density residential developments (simplexes, duplexes, cluster homes etc). The charge for a 1,75m³ container for approx. 10 units, one clearance per week, subject to agreement with the Waste Management Division.			
	R 330.68	R 345.56	4.50%
2. (a) Removal of additional domestic refuse: Central Business District			
Normal days per collection –			
(i) 3 x 85l bins or part thereof	R 33.54	R 35.05	4.50%
(ii) 240l wheeled bin or part thereof	R 33.54	R 35.05	4.50%
(b) Other than normal removal days, per collection –			
(i) 3 x 85l bins or part thereof	R 206.05	R 215.32	4.50%
(c) Where Council refuse containers are used on high density residential developments (simplexes, duplexes, cluster homes etc). The charge for a 1,75m³ container for approx. 10 units, one clearance per week, subject to agreement with the Waste Management Division.			
	R 336.78	R 351.93	4.50%
3. (a) Removal of trade refuse [Industrial/Commercial]:			
Normal days, per collection –			
(i) 3 x 85l bins or part thereof	R 87.39	R 91.32	4.50%
(ii) 210l drum or part thereof	R 87.39	R 91.32	4.50%
(iii) 240l bin or part thereof	R 87.39	R 91.32	4.50%
(iii) Removal of additional refuse as per 3(a)(i)-(iii)	R 87.39	R 91.32	4.50%
(b) Other than normal removal days, per collection –			
(i) 3 x 85l bins or part thereof	R 193.43	R 202.14	4.50%
(ii) 210l drum or part thereof	R 193.43	R 202.14	4.50%
(iii) 240l bin or part thereof	R 193.43	R 202.14	4.50%
4. Removal of industrial refuse [Industrial/Commercial]:			
(a)			
(i) per load or part thereof [maximum 15 m ³] removed as a once off clearance.	R 3322.08	R 3471.58	4.50%
(ii) bulk refuse containers [15 m ³] hire thereof, including a once off clearance.	R 2500.71	R 2613.24	4.50%
(iii) bulk refuse containers [maximum 15 m ³] hire thereof, including one clearance per week.	R 2421.51	R 2530.47	4.50%
(iv) second clearance	R 1676.70	R 1752.15	4.50%
(v) each additional clearance	R 1504.07	R 1571.75	4.50%
(b) small mobile refuse containers [approx. 0,24m³] available in Otto Bin serviced areas only:			
(i) hire thereof, including one clearance per week.	R 92.71	R 96.88	4.50%
(ii) second clearance	R 69.99	R 73.14	4.50%
(iii) each additional clearance	R 63.96	R 66.84	4.50%
(c) small mobile refuse containers [approx. 1 m³] available in Otto Bin serviced areas only:			
(i) hire thereof, including one clearance per week.	R 371.15	R 387.85	4.50%
(ii) second clearance	R 273.77	R 286.09	4.50%
(iii) each additional clearance	R 239.22	R 249.99	4.50%

COMMUNITY SERVICES
Waste Management
Refuse Removal Tariff

		2019/20 Excl. Vat	2020/21 Excl. Vat	Inc.
(d)	small mobile refuse containers [approx. 2 m ³]:			
	(i) hire thereof as a once off clearance	R 603.49	R 630.65	4.50%
	(ii) hire per week, including one clearance	R 548.50	R 573.18	4.50%
	(iii) second clearance	R 284.77	R 297.59	4.50%
	(iv) each additional clearance	R 249.56	R 260.79	4.50%
(e)	7 m ³ refuse skips available in south-west area only:			
	(i) hire thereof, including one clearance per week.	R 1211.95	R 1266.49	4.50%
	(ii) second clearance	R 849.05	R 887.26	4.50%
	(iii) each additional clearance	R 722.75	R 755.27	4.50%
5.	The tariff for the removal of refuse from properties owned by the State & Municipal Departments:			
	240l			
	(i) hire thereof, including one clearance per week.	R 93.61	R 97.82	4.50%
	(ii) second clearance	R 69.99	R 73.14	4.50%
	(iii) each additional clearance	R 64.14	R 67.03	4.50%
	1 100l			
	(i) hire thereof, including one clearance per week.	R 355.01	R 370.98	4.50%
	(ii) second clearance	R 261.76	R 273.54	4.50%
	(iii) each additional clearance	R 222.54	R 232.56	4.50%
	1,75m ³			
	(i) hire thereof, including once off clearance	R 577.31	R 603.29	4.50%
	(ii) hire per week, including one clearance per week	R 524.77	R 548.38	4.50%
	(iii) second clearance	R 272.40	R 284.65	4.50%
	(iv) each additional clearance	R 238.74	R 249.49	4.50%
	7m ³			
	(i) hire thereof, including one clearance per week	R 1159.05	R 1211.20	4.50%
	(ii) Second clearance	R 819.64	R 856.53	4.50%
	(iii) Each additional clearance	R 691.48	R 722.60	4.50%
	15m ³			
	(i) per load or part thereof removed as a once off clearance	R 3322.08	R 3471.58	4.50%
	(ii) hire thereof, including a once off clearance	R 2500.71	R 2613.24	4.50%
	(i) hire thereof, including once clearance per week	R 2421.51	R 2530.47	4.50%
(iv)	second clearance	R 1676.70	R 1752.15	4.50%
	(v) each additional clearance	R 1504.07	R 1571.75	4.50%
	20m ³			
	(i) per load or part thereof removed as a once off clearance	R 4429.19	R 4628.50	4.50%
	(ii) hire thereof, including a once off clearance	R 3333.98	R 3484.01	4.50%
	(ii) hire thereof, including once clearance per week	R 3229.01	R 3374.32	4.50%
(iv)	second clearance	R 2265.19	R 2367.13	4.50%
(v)	each additional clearance	R 2005.89	R 2096.15	4.50%
	25m ³			
	(i) per load or part thereof removed as a once off clearance	R 5536.65	R 5785.80	4.50%
	(ii) hire thereof, including a once off clearance	R 4167.79	R 4355.34	4.50%
(iii)	hire thereof, including once clearance per week	R 4035.98	R 4217.60	4.50%
(iv)	second clearance	R 2831.21	R 2958.61	4.50%
(v)	each additional clearance	R 2507.58	R 2620.42	4.50%
6.	Removal and clearances from properties outside the refuse removal area:	Applicable Tariff plus 20%	Applicable Tariff plus 20%	

COMMUNITY SERVICES
Waste Management
Refuse Removal Tariff

		2019/20 Excl. Vat	2020/21 Excl. Vat	Inc.
7.	Dead animals [per carcass]			
(a)	during working hours –			
	(i) dog or cat	R 569.66	R 595.30	4.50%
	(ii) sheep, goat, calf or pig	R 854.43	R 892.88	4.50%
	(iii) ox, cow, bull horse, mule or donkey	R 1841.68	R 1924.56	4.50%
(b)	outside working hours –			
	(i) dog or cat	R 636.07	R 664.69	4.50%
	(ii) sheep, goat, calf or pig	R 1613.94	R 1686.57	4.50%
	(iii) ox, cow, bull horse, mule or donkey	R 3227.88	R 3373.13	4.50%

The fees specified in this item shall be payable upon demand or otherwise may be arranged with the Council.

8.	Euthanased animals [per carcass]:			
(a)	Removal of dog and cat carcasses from the premises owned or occupied by registered veterinary practitioners –			
	(i) during normal working hours	R 189.91	R 198.45	4.50%
	(ii) after normal working hours	R 683.53	R 714.29	4.50%
(b)	removal of carcasses other than dogs and cats shall be charged at the fees prescribed in items 3 and 4 as the case may be.			
(c)	Recycling Supply of clear plastic bag and collection of recyclables thereof		R 7.22	New



COMMUNITY SERVICES
Waste Management
Landfill Site Tariffs

	2019/20 Excl. Vat	2020/21 Excl. Vat	Inc.
1. The tariff for the disposal of refuse at the New England Road Landfill Site –			
(a) general domestic refuse, inert trade refuse, including shredded tyre casings per 250kg or part thereof	R 53.23	R 55.63	4.50%
(b) mixed refuse (garden, domestic, trade refuse, including builder's rubble) per 250kg or part thereof	R 53.23	R 55.63	4.50%
(c) industrial sludges, subject to agreement and approval by the Landfill Manager per 250kg or part thereof	R 229.52	R 239.85	4.50%
(d) builder's rubble and excavated material per 250kg or part thereof	R 17.37	R 18.15	4.50%
(e) bulk food waste and condemned food per 250kg or part thereof	R 120.46	R 125.88	4.50%
(f) garden refuse, per 250kg or part thereof	R 17.37	R 18.15	4.50%
(g) finely divided excavated material with the maximum stone content of 10% and maximum stone size of 100mm per 250kg or part thereof	R 8.00	R 8.36	4.50%
(h) Sawdust and woodwaste, per 250kg or part thereof	R 81.10	R 84.75	4.50%
Provided that no charge shall be payable for the disposal of –			
(i) garden refuse by <u>bona fide</u> householders where such refuse is conveyed in motor cars, trailers with a nominal capacity not greater than 0,5 tonne and light delivery vehicles with a nominal capacity not greater than 1 tonne and deposited in the garden refuse containers	Existing concession	Existing concession	
(ii) builder's rubble by <u>bona fide</u> householders and casual builders where such rubble is conveyed in vehicles with a nominal capacity not greater than 1 tonne and deposited in the demarcated area on the Landfill site.	1 Tonne – limit	1 Tonne – limit	
(iii) garden refuse by <u>bona fide</u> householders where such refuse is conveyed in vehicles with a nominal capacity not greater than 1 tonne and deposited in the demarcated area on the Landfill Site	1 Tonne –limit	1 Tonne – limit	
(iv) soil, ash and sand which the Landfill Site Manager has agreed in advance is suitable cover material, delivered in trucks of minimum 5 tonne capacity.	No change to existing concession	No change to existing concession	

COMMUNITY SERVICES
Waste Management
Landfill Site Tariffs

		2019/20 Excl. Vat	2020/21 Excl. Vat	Inc.
2.	Tariff for the voluntary weighing of vehicles (per vehicle)	R 43.95	R 45.93	4.50%
3.	That parking of a vehicle, trailer or container be not more than 8 hours at the New England Road Site, or on the road reserve adjacent to the site For each 8 hour period (per unit)	R 486.82	R 508.73	4.50%
4.	Building Rubble: deposit payable when submitting a building plan for approval and refundable upon proof of disposal on the landfill site.	R1636.83	R1710.49	4.50%
5.	Illegal Dumping: a collection and disposal fee per 1,75m ³ container load for refuse or rubble dumped on a road verge in front of or next to a property. Vehicles may be impounded as deemed necessary.	R11236.00	R11741.62	4.50%
6.	Florescent Tubes – complete tubes to be deposited in specialized containers located in the recycling area. Per 250 kgs or part thereof	R 105 .37	R 110.11	4.50%



COMMUNITY SERVICESCommunity Halls

		2019/20 Excl. Vat	2020/21 Excl. Vat	Inc.
City Hall and Musical Instruments				
1.	Main Hall			
	Hire of Main Hall (inclusive of fire protection)	R 4594.00	R 4801.00	4.50%
	After Midnight per hour or part thereof	R 736.00	R 769.00	4.50%
	Per hour of Preparations/Rehearsals	R 311.00	R 325.00	4.50%
	Deposit Refundable - damage/breakage etc. and overtime for caretakers and cleaners	R 6676.00	R 6976.00	4.50%
2.	Hire of Musical Instruments			
	Grand Piano (August Forster) Per performance	R 625.00	R 653.00	4.50%
	Per hour of Rehearsals	R 97.00	R 101.00	4.50%
	Grand Piano (Steinway) Per Performance	R 1039.00	R 1086.00	4.50%
	Per Hour of Rehearsals	R 97.00	R 101.00	4.50%
	Organ per Performance	R 1039.00	R 1086.00	4.50%
	Per Hour of Rehearsals	R 97.00	R 101.00	4.50%



COMMUNITY SERVICES

Community Halls

<u>Scale A</u>	2019/20 Excl. Vat	2020/21 Excl. Vat	Inc.
Ashdown Hall			
Unit "S" Hall			
Imbali			
Unit "J"			
Unit "N"			
Plessislaer			
Georgetown			
<u>1. PRIVATE FUNCTIONS</u>			
1.1	Profit-making functions, banquets, theatre and the like,		
	Charge per 12 hours	R 1793.00	R 1874.00
	Additional time per hour	R 373.00	R 390.00
	Deposit	R 2968.00	R 3102.00
	Overtime charges per hour on weekends and public holidays	R 209.00	R 219.00
1.2	Fund-raising functions by sporting, religious, social & cultural institutions recognized by the Council.		
	Charge per 12 hours	R 1196.00	R 1249.00
	Additional time per hour	R 224.00	R 234.00
	Deposit	R 2968.00	R 3102.00
	Overtime charges per hour on weekends and public holidays	R 209.00	R 219.00
1.3	Weddings, receptions, parties, choir performances and the like,		
	Charge per 12 hours	R 1644.00	R 1718.00
	Additional time per hour	R 373.00	R 390.00
	Deposit	R 2968.00	R 3102.00
	Overtime charges per hour on weekends and public holidays	R 209.00	R 219.00
<u>2. COMMUNITY ACTIVITIES</u>			
2.1.1	Institutional activities of political, educational, cultural or sporting bodies recognized by the Council.		
	Charge per hour: Monday to Thursday	R 299.00	R 312.00
	Deposit	R 1590.00	R 1662.00
2.1.2	Religious Activities (Church Services): Charge per hour Monday to Thursday	R 299.00	R 312.00
	Deposit	R 1590.00	R 1662.00
	Sundays – minimum 3 hours hire		
2.2	Activities of the Community Awareness Project and of groups, clubs etc., affiliated with the Project or sponsored by it.		
	Per uninterrupted period not exceeding 3 hours - Monday to Thursday	R 448.00	R 468.00
	Deposit	R 1590.00	R 1662.00
2.3	Rehearsals:		
	Rehearsals per hour: Monday to Thursday	R 269.00	R 281.00
	Deposit	R 1590.00	R 1662.00
2.4	Pre-Schools		
	Per uninterrupted period not exceeding 6 hours	R 149.00	R 156.00
	Deposit	R 1590.00	R 1662.00
2.5	Vulindlela Halls		
	Hire of Hall	R1124.00	R 1174.00
	Refundable Deposit	R1124.00	R 1174.00
2.6	Overtime charges per hour on weekends & public holidays	R 209.00	R 219.00

COMMUNITY SERVICES

Community Halls

		2019/20 Excl. Vat	2020/21 Excl. Vat	Inc.
<u>Scale B</u>				
Truro Main Hall				
<u>1. PRIVATE FUNCTIONS</u>				
1.1	Profit-making functions, banquets, theatre and the like,			
	Charge per 12 hours	R 4184.00	R 4373.00	4.50%
	Additional time per hour	R 373.00	R 390.00	4.50%
	Deposit	R 2968.00	R 3102.00	4.50%
	Overtime charges per hour on weekends and public holidays	R 209.00	R 219.00	4.50%
1.2	Fund-raising functions by sporting, religious, social & cultural institutions recognized by the Council.			
	Charge per 12 hours	R 3437.00	R 3592.00	4.50%
	Additional time per hour	R 299.00	R 312.00	4.50%
	Deposit	R 2968.00	R 3102.00	4.50%
	Overtime charges per hour on weekends and public holidays	R 209.00	R 219.00	4.50%
1.3	Weddings, receptions, parties, choir performances and the like,			
	Charge per 12 hours (Hall+Sec 1)	R 4184.00	R 4373.00	4.50%
	Additional time per hour	R 373.00	R 390.00	4.50%
	Deposit	R 2968.00	R 3102.00	4.50%
	Overtime charges per hour on weekends and public holidays	R 209.00	R 219.00	4.50%
<u>2. COMMUNITY ACTIVITIES</u>				
2.1.1	Institutional activities of political, educational, cultural or sporting bodies recognized by the Council. Charge per hour: Monday to Thursday			
	Deposit	R 448.00	R 468.00	4.50%
		R 1590.00	R 1662.00	4.50%
2.1.2	Religious Activities (Church Services): Charge per hour Monday to Thursday			
	Deposit	R 448.00	R 468.00	4.50%
	Sundays – minimum 3 hours hire	R 1590.00	R 1662.00	4.50%
2.2	Activities of the Community Awareness Project and of groups, clubs etc., affiliated with the Project or sponsored by it.			
	Per uninterrupted period not exceeding 3 hours: Monday to Thursday	R 448.00	R 468.00	4.50%
	Deposit	R 1590.00	R 1662.00	4.50%
2.3	Rehearsals:			
	Rehearsals per hour: Monday to Thursday	R 373.00	R 390.00	4.50%
	Deposit	R 1590.00	R 1662.00	4.50%
2.4	Overtime charges per hour on weekends & public holidays	R 209.00	R 219.00	4.50%

COMMUNITY SERVICESCommunity Halls

		2019/20 Excl. Vat	2020/21 Excl. Vat	Inc.
<u>Scale C</u>				
Bombay Road Hall plus Annexure I or Annexure II				
AF Wood Hall and Annexe				
Grange Hall plus Annexe				
1. PRIVATE FUNCTIONS				
1.1	Profit-making functions, banquets, theatre and the like,			
	Charge per 12 hours (Hall+Annex1)	R 3275.00	R 3423.00	4.50%
	Additional time per hour	R 373.00	R 390.00	4.50%
	Deposit	R 2968.00	R 3102.00	4.50%
	Overtime charges per hour on weekends and public holidays	R 209.00	R 219.00	4.50%
1.2	Fund-raising functions by sporting, religious, social & cultural institutions recognized by the Council.			
	Charge per 12 hours (Hall+Annex1)	R 2690.00	R 2811.00	4.50%
	Additional time per hour	R 224.00	R 234.00	4.50%
	Deposit	R 2968.00	R 3102.00	4.50%
	Overtime charges per hour on weekends and public holidays	R 209.00	R 219.00	4.50%
1.3	Weddings, receptions, parties, choir performances and the like,			
	Charge per 12 hours (Hall+Annex1)	R 2989.00	R 3123.00	4.50%
	Additional time per hour	R 373.00	R 390.00	4.50%
	Deposit	R 2968.00	R 3102.00	4.50%
	Overtime charges per hour on weekends and public holidays	R 209.00	R 219.00	4.50%
2. COMMUNITY ACTIVITIES				
2.1.1	Institutional activities of political, educational, cultural or sporting bodies recognized by the Council. Charge per hour: Monday to Thursday			
	Deposit	R 299.00	R 312.00	4.50%
		R 1590.00	R 1662.00	4.50%
2.1.2	Religious Activities (Church Services): Charge per hour			
	Monday to Thursday	R 299.00	R 312.00	4.50%
	Deposit	R 1590.00	R 1662.00	4.50%
	Sundays – minimum 3 hours hire			
2.2	Activities of the Community Awareness Project and of groups, clubs etc., affiliated with the Project or sponsored by it.			
	Per uninterrupted period not exceeding 3 hours	R 448.00	R 468.00	4.50%
	Deposit	R 1590.00	R 1662.00	4.50%
2.3	Rehearsals:			
	Rehearsals per hour: Monday to Thursday	R 269.00	R 281.00	4.50%
	Deposit	R 1590.00	R 1662.00	4.50%
2.4	Pre-Schools			
	Per uninterrupted period not exceeding 6 hours	R 149.00	R 156.00	4.50%
	Deposit	R 1590.00	R 1662.00	4.50%
2.5	Overtime charges per hour on weekends & public holidays	R 209.00	R 219.00	4.50%

COMMUNITY SERVICES

Community Halls

	2019/20 Excl. Vat	2020/21 Excl. Vat	Inc.
<u>Scale D</u>			
Truro Center – Secondary Hall II			
Bombay Road Hall			
Eastwood Theater			
Eastwood Hall			
AF Wood Hall			
Woodlands Hall			
Grange Hall			
Sobantu			
1. PRIVATE FUNCTIONS			
1.1	Profit-making functions, banquets, theatre and the like,		
	Charge per 12 hours	R 2391.00	R 2499.00
	Additional time per hour	R 373.00	R 390.00
	Deposit	R 2968.00	R 3102.00
	Overtime charges per hour on weekends and public holidays	R 209.00	R 219.00
1.2	Fund-raising functions by sporting, religious, social & cultural institutions recognized by the Council.		
	Charge per 12 hours	R 1793.00	R 1874.00
	Additional time per hour	R 224.00	R 234.00
	Deposit	R 2968.00	R 3102.00
	Overtime charges per hour on weekends and public holidays	R 209.00	R 219.00
1.3	Weddings, receptions, parties, choir performances and the like,		
	Charge per 12 hours	R 2242.00	R 2342.00
	Additional time per hour	R 373.00	R 390.00
	Deposit	R 2968.00	R 3102.00
	Overtime charges per hour on weekends and public holidays	R 209.00	R 219.00
2. COMMUNITY ACTIVITIES			
2.1.1	Institutional activities of political, educational, cultural or sporting bodies recognized by the Council. Charge per hour: Monday to Thursday	R 299.00	R 312.00
	Deposit	R 1590.00	R 1662.00
2.1.2	Religious Activities (Church Services): Charge per hour Monday to Thursday	R 299.00	R 312.00
	Deposit	R 1590.00	R 1662.00
2.2	Activities of the Community Awareness Project and of groups, clubs etc., affiliated with the Project or sponsored by it.		
	Per uninterrupted period not exceeding 3 hours: Monday to Thursday	R 448.00	R 468.00
	Deposit	R 1590.00	R 1662.00
	Sundays – minimum 3 hours hire		
2.3	Rehearsals:		
	Rehearsals per hour: Monday to Thursday	R 269.00	R 281.00
	Deposit	R 1590.00	R 1662.00
2.4	Pre-Schools		
	Per uninterrupted period not exceeding 6 hours	R 149.00	R 156.00
	Deposit	R 1590.00	R 1662.00
2.5	Overtime charges per hour on weekends & public holidays	R 209.00	R 219.00

COMMUNITY SERVICES

Community Halls

		2019/20	2020/21	Inc.
		Excl. Vat	Excl. Vat	
<u>Scale E</u>				
Truro Center – Secondary Hall I				
Truro Social Center I				
Truro Social Center II				
Bombay Rd - Annexe I or II				
Eastwood Social Center				
AF Wood Annexe				
Grange Annexe				
Glenwood Hall				
1. PRIVATE FUNCTIONS				
1.1	Profit-making functions, banquets, theatre and the like,			
	Charge per 12 hours	R 1494.00	R 1562.00	4.50%
	Additional time per hour	R 373.00	R 390.00	4.50%
	Deposit	R 2968.00	R 3102.00	4.50%
	Overtime charges per hour on weekends and public holidays	R 209.00	R 219.00	4.50%
1.2	Fund-raising functions by sporting, religious, social & cultural institutions recognized by the Council.			
	Charge per 12 hours	R 1339.00	R 1399.00	4.50%
	Additional time per hour	R 224.00	R 234.00	4.50%
	Deposit	R 2968.00	R 3102.00	4.50%
	Overtime charges per hour on weekends and public holidays	R 209.00	R 219.00	4.50%
1.3	Weddings, receptions, parties, choir performances and the like,			
	Charge per 12 hours	R 1494.00	R 1562.00	4.50%
	Additional time per hour	R 373.00	R 390.00	4.50%
	Deposit	R 2968.00	R 3102.00	4.50%
	Overtime charges per hour on weekends and public holidays	R 209.00	R 219.00	4.50%
2. COMMUNITY ACTIVITIES				
2.1.1	Institutional activities of political, educational, cultural or sporting bodies recognized by the Council. Charge per hour: Monday to Thursday			
	Deposit	R 299.00	R 312.00	4.50%
		R 1590.00	R 1662.00	4.50%
2.1.2	Religious Activities (Church Services): Charge per hour Monday to Thursday			
	Deposit	R 299.00	R 312.00	4.50%
		R 1590.00	R 1662.00	4.50%
2.2	Activities of the Community Awareness Project and of groups, clubs etc., affiliated with the Project or sponsored by it.			
	Per uninterrupted period not exceeding 3 hours: Monday to Thursday	R 448.00	R 468.00	4.50%
	Deposit	R 1590.00	R 1662.00	4.50%
	Sundays – minimum 3 hours hire			
2.3	Rehearsals:			
	Rehearsals per hour: Monday to Thursday	R 269.00	R 281.00	4.50%
	Deposit	R 1590.00	R 1662.00	4.50%
2.4	Pre-Schools			
	Per uninterrupted period not exceeding 6 hours	R 149.00	R 156.00	4.50%
	Deposit	R 1590.00	R 1662.00	4.50%
2.5	Overtime charges per hour on weekends & public holidays	R 209.00	R 219.00	4.50%

COMMUNITY SERVICES

Community Halls

	2019/20 Excl. Vat	2020/21 Excl. Vat	Inc.
Winston Churchill Theatre			
Full Theatre			
Per day	R 3734.00	R 3902.00	4.50%
Rehearsals (per hour): Monday to Thursday	R 448.00	R 468.00	4.50%
Lascelles Room – Per Performance	R 2241.00	R 2341.00	4.50%
Lascelles Room – Rehearsal (per hour): Monday to Thursday	R 299.00	R 312.00	4.50%
Deposit	R 3826.00	R 3998.00	4.50%
Deposits for Live Shows at the Winston Churchill Theatre	R 4929.00	R 5151.00	4.50%
Overtime labour charges per hour on weekends and Public Holidays	R 209.00	R 219.00	4.50%

** Confirmation of Hire subject to obtaining a permit from the Environmental Health Division of the Msunduzi Municipality.

MISCELLANEOUS CHARGES

1. Excessive cleaning after functions (per hour)	R 448.00	R 468.00	4.50%
2. Cooking facilities (Including gas, pot, spoons)	R 523.00	R 546.00	4.50%
3. Extra time after midnight	Double hourly rate	Double hourly rate	
4. SAMRO Performing Rights – per function	R 75.00	R 78.00	4.50%

GENERAL COMMENTS

For tariff rates on Community based activities/functions on weekends and public holidays, refer to Section 1.2 on the tariff schedule.

Daily pre-school hire is restricted to Annexe and Secondary Halls.

In the event of the free use of halls on weekends, the hirer is required to pay the overtime for 2 Caretakers X number of hours All free use bookings: Hirers to provide their own toiletries and pay the required deposit which will be used to offset any damages to Council Property.

Excessive cleaning: The Hirer is required to pay for 4 General employees X 5 hours X the applicable rate.

COMMUNITY SERVICES
Sport and Recreation
Cemetery

		2019/20 Excl. Vat	2020/21 Excl. Vat	Inc.
<u>Mountain Rise Cemetery</u>				
<u>Cemetery and Crematoria Tariffs</u>				
A. Cemetery Tariffs for Residents				
1.	Private Graves			
	Reserved Site (including maintenance levy)	R 5377.00	R 5619.00	4.50%
	Unreserved Site – Adult (including maintenance levy)	R 4481.00	R 4683.00	4.50%
	Child under 12 years of age (including maintenance levy)	R 2360.00	R 2466.00	4.50%
	Child under 1 year or stillborn (including maintenance levy)	R 1509.00	R 1577.00	4.50%
	Ashes	R 209.00	R 219.00	4.50%
	Second Internment –			
	Adult	R 822.00	R 858.00	4.50%
	Child	R 373.00	R 390.00	4.50%
2.	Public Grave			
	Adult	R 1120.00	R 1171.00	4.50%
	Child under 12 years of age	R 523.00	R 546.00	4.50%
	Child under 1 year or stillborn	R 239.00	R 250.00	4.50%
The charge for the burial of newly born child and mother in the same coffin shall be the same as for a single adult.				
3.	Miscellaneous			
	Exhumation of body	R 2360.00	R 2466.00	4.50%
	Permit to erect memorial per grave site	R 448.00	R 468.00	4.50%
	Permit to erect kerbs only – (No inscription) per grave site	R 224.00	R 234.00	4.50%
	Permit to add inscription	R 224.00	R 234.00	4.50%
	Transfer of Grave Site	R 224.00	R 234.00	4.50%
	Rental of Storage Material Bins (payable annually in advance) per annum	R 172.00	R 180.00	4.50%
	Overtime labour charge additional to normal burial fees for funeral commenced or concluded after 16H00 per funeral, per hour or part thereof	R 239.00	R 250.00	4.50%
	Lengthening or widening of Graves	R 657.00	R 687.00	4.50%
	Overtime labour charge in addition to the normal burial fee, for burials			
	On Saturday	R 329.00	R 343.00	4.50%
	On Sundays and Public Holidays – per burial	R 448.00	R 468.00	4.50%
	Late arrival of body for burial (for each quarter of an hour or part thereof)	R 224.00	R 234.00	4.50%

COMMUNITY SERVICES
Sport and Recreation
Crematoria

	2019/20 Excl. Vat	2020/21 Excl. Vat	Inc.
B. Crematorium Tariffs for Residents			
1. Cremation Fees:			
Person over 12 years of age	R 1685.00	R 1760.00	4.50%
Child 12 years of age and under	R 421.00	R 440.00	4.50%
Person certified as indigent	R 393.00	R 411.00	4.50%
Overtime labour charge additional to normal per cremation			
Cremation fees for cremations on Saturdays	R 309.00	R 323.00	4.50%
Cremation fees for cremations on Sundays and public holidays	R 414.00	R 433.00	4.50%
2. Space for Tablet at Memorial Wall			
Note: Space for tablet may not be purchased except for immediate use, and shall be allocated in sequence upon application to the Registrar. The tablets shall be of white marble 30mm thick and of such a length and breadth as to fit into a recess 22.5 mm wide by 175 mm high. The finished face of the tablet shall be recessed 6mm from the face of the brick surround.			
Space for inscribed tablet	R 515.00	R 539.00	4.50%
Each subsequent inscription thereon	R 209.00	R 219.00	4.50%
3. Niche is columbarium and deposit therein of ashes			
Note: Niches may not be purchased except for the immediate deposit of ashes and shall be allocated in sequence upon application to the Registrar. The niche must be sealed by a white marble tablet 25 mm thick and of such a length and breadth as to fit an opening 260 mm wide by 195 mm high. The finished face of the tablet shall be recessed 6 mm from the face of the brick surround.			
Purchase of Niche	R 1419.00	R 1483.00	4.50%
Each subsequent deposit of ashes in the same niche	R 373.00	R 390.00	4.50%
4. Safekeeping of ashes for a period exceeding 14 days from day of cremation, per week or part thereof	R 149.00	R 156.00	4.50%
Note: If the ashes are removed or scattered in the Garden of Remembrance by a representative of the deceased within 14 days of the cremation, this charge will not be made.			
5. Purchase of grave 60 cm x 38 cm and interment of urn or casket containing ashes	R 261.00	R 273.00	4.50%
Each subsequent deposit of ashes in the same grave	R 172.00	R 180.00	4.50%
Note: Graves may not be purchased except for immediate use and shall be allocated in sequence upon application to the Registrar.			
6. Late arrival of body at Crematorium (For each quarter or part thereof)	R 194.00	R 203.00	4.50%
7. Permit to erect memorial	R 157.00	R 164.00	4.50%
8. Use of Chapel	R 0.00	R 0.00	

COMMUNITY SERVICES
Sport and Recreation
Cemetery

	2019/20 Excl. Vat	2020/21 Excl. Vat	Inc.
--	----------------------	----------------------	------

C. Tariffs for Non-Residents

The scale of charges for non-residents shall be double the scale of residents, except in respect of charges for additional or overtime labour.

Azalea Cemetery Fee

1.	Grave Sites – Residents			
	Family Grave	R 194.00	R 203.00	4.50%
	Single Grave	R 149.00	R 156.00	4.50%
	Child's Grave (12yrs and younger)	R 142.00	R 148.00	4.50%
	Grave for stillborn Child	R 119.00	R 125.00	4.50%
	Exhumation	R 1680.00	R 1756.00	4.50%
	Reburial	R 172.00	R 180.00	4.50%
	Enlargement of Grave	R 149.00	R 156.00	4.50%
	Sundays and Public Holidays	R 448.00	R 468.00	4.50%
2.	Grave Sites – Non-Residents			
	Family Grave	R 388.00	R 406.00	4.50%
	Single Grave	R 299.00	R 312.00	4.50%
	Child's Grave (12yrs and younger)	R 279.00	R 292.00	4.50%
	Grave for stillborn Child	R 239.00	R 250.00	4.50%
	Exhumation	R 1680.00	R 1756.00	4.50%
	Reburial	R 344.00	R 359.00	4.50%
	Enlargement of Grave	R 881.00	R 921.00	4.50%

Once the Azalea Cemetery is closed, the Mountain Rise Cemetery will be effective as a one tariff structure for cemeteries.

COMMUNITY SERVICES
Sport and Recreation
Horticulture

	2019/20 Excl. Vat	2020/21 Excl. Vat	Inc.
<u>Production and Display</u>			
1. Loan and Hire of Plants and other Decorative Features			
Non profit organizations will be afforded the loan of palms for the decoration of functions that are to the benefit of the community and the upliftment of the City.			
Profit making organizations – Hire of Palms per unit per function For functions that are to the benefit of the community and the upliftment of the City.			
	R 112.00	R 117.00	4.50%
Damages incurred to plants and decorative features while on loan/hire are for the account of the organization.			
2. City Hall – Main Hall			
Wings of Stage	R 993.00	R 1 038.00	4.50%
Full Stage	R 9970.00	R 10419.00	4.50%
Reception Point	R 986.00	R 1 030.00	4.50%
Organ Steps	R 1979.00	R 2068.00	4.50%
Base of Stage	R 2487.00	R 2599.00	4.50%
Foliage Division	R 2487.00	R 2599.00	4.50%
Palms around the Hall	R 1748.00	R 1826.00	4.50%
3. City Hall – Other Decorations			
Water Feature (5m diameter)	R 8962.00	R 9 365.00	4.50%
Fountain (1-1.5m diameter)	R 1240.00	R 1296.00	4.50%
Two meter diameter Decoration	R 993.00	R 1 038.00	4.50%
4. Sale of Plants			
4.1 Trees, Shrubs and Ground cover			
Nursery Bag Size 1 (3l)			
Wholesale	R 22.00	R 23.00	4.50%
Retail	R 30.00	R 31.00	4.50%
Nursery Bag (5l)			
Wholesale	R 52.00	R 55.00	4.50%
Retail	R 75.00	R 78.00	4.50%
Nursery Bag Size 4 (8l)			
Wholesale	R 75.00	R 78.00	4.50%
Retail	R 112.00	R 117.00	4.50%
Nursery Bag Size 6 (20l)			
Wholesale	R 105.00	R 109.00	4.50%
Retail	R 194.00	R 203.00	4.50%
Nursery Bag (50l)			
Wholesale	R 358.00	R 375.00	4.50%
Retail	R 747.00	R 780.00	4.50%
Nursery Bag (100l)			
Wholesale	R 478.00	R 499.00	4.50%
Retail	R 971.00	R 1015.00	4.50%

COMMUNITY SERVICES
Sport and Recreation
Horticulture

	2019/20 Excl. Vat	2020/21 Excl. Vat	Inc.
<u>Production and Display</u>			
4.2 Seedlings			
Per Seedling			
Wholesale	R 7.00	R 8.00	4.50%
Retail	R 7.00	R 8.00	4.50%
4.3 Cuttings			
Depending on size and species, contract grown in trays of 80 or loose:			
Wholesale	R 7.00	R 8.00	4.50%
Retail	R 15.00	R 16.00	4.50%
5. Hire of Park Facilities			
Alexandra Park, Exclusive use of a specific area in the Park for Functions: Weddings, Wedding receptions, Gatherings etc. end of the year parties – (per day or part thereof)	R 655.00	R 684.00	4.50%
Use per 15 amp Plug Point	R 90.00	R 94.00	4.50%
6. Hire of Demo Gardens, Percy Taylor Rockery, Mayor's Garden (Alexandra Park) and Wylie Park Recreation Functions: Weddings, Wedding receptions, end of the year parties etc. (per day or part thereof)	R 2487.00	R 2599.00	4.50%
Use for photo sessions (per hour or part thereof)	R 106.00	R 110.00	4.50%
7. Hire of Wylie Park Gardens			
Functions: Weddings, Wedding receptions, end of the year parties etc. (per day or part thereof)	R 2487.00	R 2599.00	4.50%
Use for photo sessions (per day or part thereof)	R 112.00	R 117.00	4.50%
8. Commercial and Non Commercial Events			
(a) Hire by clubs, associations, schools, welfare & religious organisations (per day). If a gate levy is charged then the hire fee will either be 15% of gross gate levy or the tariff, whichever is greater (for non-commercial purposes)	R8000.00	R8360.00	4.50%
(b) Hire by other persons (per day or part thereof). Hire by commercial users (per day) or part thereof where gate levy is charged or for commercial purposes, such as advertising concerts, conventions etc. (Commercial)	R10000.00	R10450.00	4.50%
(c) Meetings arranged by Councilors for the purpose of informing and educating the community on matters directly affecting them subject to to the approval by the Deputy Head: PLC or his nominee and that hires paying the full tariffs will have preference	NO CHARGE	NO CHARGE	
(d) Hire of non-sporting event where "setting up" is required, prior to the day of the event. (Per day or part thereof)	R1000.00	R1045.00	4.50%
(e) Hire by users to promote a merchandise/products, where a gate levy is not charged : Commercial users	R10000.00	R10450.00	4.50%
(i) Non Profit organisation	R10000.00	R10450.00	4.50%
(ii) Council Events	NO CHARGE	NO CHARGE	

The **GM: Community Services and Manager: Recreational and Sporting** be granted delegated authority to waive charges in respect of item 1, 5 and 6 for institutional activities of political, educational, cultural or sporting bodies recognized by the Council.

COMMUNITY SERVICES
Sport and Recreation
Pool Tariffs

Swimming Pool Tariffs

Summer

Buchanan St. Pool
 Berg St. Pool
 Pilditch Pool
 Olympic Pool
 Alexandra Pool
 Eastwood Pool
 Sobantu Pool

Winter

Buchanan St. Pool

		2019/20	2020/21	Inc.
		Excl. Vat	Excl. Vat	
1.	Daily Adults			
	Summer	R 11.00	R 12.00	4.50%
	Winter	R 16.00	R 16.00	4.50%
	Junior (U-16 and Scholars)			
	Summer	R 8.00	R 8.00	4.50%
	Winter	R 11.00	R 12.00	4.50%
	Scholars accompanied by teacher in official groups			
	Summer	R 3.00	R 3.00	4.50%
	Winter	R 6.00	R 6.00	4.50%
	Minimum Charge			
	Summer	R 22.00	R 23.00	4.50%
	Winter	R 33.00	R 34.00	4.50%
2.	Monthly Adults			
	Summer	R 99.00	R 103.00	4.50%
	Winter	R 114.00	R 120.00	4.50%
	Junior (U-16 and Scholars)			
	Summer	R 73.00	R 76.00	4.50%
	Winter	R 88.00	R 92.00	4.50%
	Season Tickets			
	Adults			
	Summer	R 387.00	R 404.00	4.50%
	Winter	R 387.00	R 404.00	4.50%
	Juniors			
	Summer	R 209.00	R 219.00	4.50%
	Winter	R 235.00	R 245.00	4.50%
3.	The GM: Community Services and Manager: Recreational and Sporting be granted delegated authority to waive the above charges in special circumstances for schools or organized groups such as street children, orphanages etc. that make use of the facilities.			
4.	Social Welfare Pensioners will be admitted free of charge.	No Charge	No Charge	

COMMUNITY SERVICES
Sport and Recreation
Pool Tariffs

		2019/20 Excl. Vat	2020/21 Excl. Vat	Inc.
5.	Use of the pool by professional swimming coach: To instruct competitive swimmers: Per hour or part thereof	R 194.00	R 203.00	4.50%
6.	Hire of Pool for summer Galas per morning or afternoon session	R 500.00	R 523.00	4.50%
	per evening session	R 686.00	R 716.00	4.50%
7.	Hire of pool for bona fide swimming Club Nights Summer Mondays to Fridays only Per half hour or part thereof	R 81.00	R 84.00	4.50%
	Hire of Buchanan pool (Winter) Per half hour or part thereof	R 88.00	R 92.00	4.50%
<p>(Provided that in respect of the tariffs under item 6, there shall be a minimum charge payable at the rate prescribed for hire for a half hour, or part thereof, for every night a pool is hired, irrespective of whether any use is made of such pool by the hirer that night. In respect of items 5 & 7 the use of pools must be after public bathing times.)</p>				
8.	Use of electronic timing system at Alexandra Pool: Per morning or afternoon session	R 323.00	R 337.00	4.50%
	Per evening session	R 468.00	R 489.00	4.50%
9.	Admission tickets other than monthly and season tickets shall be valid only in respect of the particular pool at which they were bought.			
10.	Super tube per hour (exclusive use)	R 411.00	R 429.00	4.50%
	Casual Rides per half hour (exclusively used by groups)	R 209.00	R 219.00	4.50%
	Casual Rides per half hour (per person)	R 24.00	R 25.00	4.50%
11.	The Community Services Committee reserves the right to allow free use of swimming pools by the public on specified days or hours of the day.			

COMMUNITY SERVICES
Sport and Recreation
Sports and Recreation Facilities

	2019/20 Excl. Vat	2020/21 Excl. Vat	Inc.
1. Fleamarkets: Per day or part thereof			
Maritzburg Oval Arts and Crafts Market Site (Alexandra Park)	R 2338.00	R 2443.00	4.50%
Upmarket Site (Next to Kershaw Park Tennis Courts)	R 1870.00	R 1954.00	4.50%
Public Open spaces or sport facility sites	R 655.00	R 684.00	4.50%
Electricity per 15 amp plug per day	R 100.00	R 105.00	4.50%
2. Fee for the hire of grounds excluding floodlights, material and special preparation and cleaning:			
Oval per day or part thereof	R 1220.00	R 1275.00	4.50%
Training session – three hours	R 115.00	R 120.00	4.50%
Fee for the hire of Harry Gwala Stadium excluding floodlights, material, marking and special preparation and cleaning:			
Per day or part thereof	R 8073.00	R 8437.00	4.50%
Refundable Deposit	R 8073.00	R 8437.00	4.50%
Use of functions room			
Per day or part thereof	R 3234.00	R 3379.00	4.50%
Use of field for training purposes			
Per hour	R 411.00	R 430.00	4.50%
Caluza Sport Facility			
Field			
Between 07:00-12:00	R 130.00	R 136.00	4.50%
Between 12:00-18:00	R 130.00	R 136.00	4.50%
Between 18:00-24:00	R 130.00	R 136.00	4.50%
Full Day	R 225.00	R 235.00	4.50%
Sport			
Hall			
Full Day or part there of	R2 500.00	R2 613.00	4.50%
Refundable Deposit	R2 500.00	R2 613.00	4.50%
Northdale/Imbali Stadium/s			
Between 07:00-12:00	R 539.00	R 563.00	4.50%
Between 18:00-24:00	R 488.00	R 509.00	4.50%
All other soccer/rugby/grass hockey/polocrosse and cricket fields			
Between 07:00-12:00	R 131.00	R 137.00	4.50%
Between 12:00-18:00	R 131.00	R 137.00	4.50%
Between 18:00-24:00	R 131.00	R 137.00	4.50%
Full Day	R 224.00	R 235.00	4.50%
Seasonal Lease by associations, clubs, federations – per season	R 1494.00	R 1561.00	4.50%
Astro Hockey Field			
Between 07:00-12:00	R 411.00	R 429.00	4.50%
Between 12:00-17:00	R 411.00	R 429.00	4.50%
Between 17:00-24:00	R 411.00	R 429.00	4.50%
Wadley Stadium			
Between 07:00-12:00	R 411.00	R 429.00	4.50%
Between 12:00-17:00	R 411.00	R 429.00	4.50%
Tennis/netball/volleyball/combi court			
with lights per hour	R 48.00	R 50.00	4.50%
without lights per hour	R 40.00	R 42.00	4.50%
Squash Courts per hour	R 40.00	R 42.00	4.50%
3. All Sport Halls			
For use by schools or sport associations per hour	R 81.00	R 84.00	4.50%
Non sport associations per six hours or part thereof	R 505.00	R 528.00	4.50%
Deposit (Refundable)	R 485.00	R 507.00	4.50%
4. Hire of sports fields for non-sporting events	R 24800.00	R 2592.00	4.50%

COMMUNITY SERVICES
Sport and Recreation
Sports and Recreation Facilities


	2019/20 Excl. Vat	2020/21 Excl. Vat	Inc.
5. Floodlight fees per hour			
Oval – Level 1	R 539.00	R 563.00	4.50%
- Level 2	R 850.00	R 888.00	4.50%
- Level 3	R 1250.00	R 1306.00	4.50%
Harry Gwala	R 2024.00	R 2115.00	4.50%
Nortdale Stadium	R 495.00	R 517.00	4.50%
Protea Center – Ground Number 1	R 150.00	R 156.00	4.50%
Protea Center – Ground Number 2	R 114.00	R 119.00	4.50%
Dales Park Soccer	R 114.00	R 119.00	4.50%
Dales Park Rugby	R 114.00	R 119.00	4.50%
Dare Osborne	R 114.00	R 119.00	4.50%
Qokololo	R 0.00	R 0.00	4.50%
Ashdown	R 114.00	R 119.00	4.50%
Sobantu	R 114.00	R 119.00	4.50%
Wadley Stadium	R 114.00	R 119.00	4.50%
AB Jackson Hockey Field	R 653.00	R 682.00	4.50%
All other fields with Lights	R 114.00	R 119.00	4.50%
6. Three phase power – all facilities	R2574.00	R2690.00	4.50%
7. Equipment Hire Charge			
Refundable Deposit	R 747.00	R 780.00	4.50%
Daily Hire Charge	R 114.00	R 119.00	4.50%
8. Sportsfields			
(a) Hire by clubs, associations, schools, welfare & religious organisations (per day) If a gate levy is charged then the hire fee will either be 15% of gross gate levy or the tariff, whichever is greater (for non-commercial purposes)	R 8,000.00	R8360.00	4.50%
(b) Hire by other persons (per day or part thereof). Hire by commercial users (per day) or part thereof where gate levy is charged or for commercial purposes, such as advertising, concerts, conventions etc. (Commercial)	R 10,000.00	R10450.00	4.50%
(c) Meetings arranged by Councilors for the purpose of informing and educating the community on matters directly affecting them subject to the approval by the Deputy Head: PLC or his nominee and that hires paying the full tariffs will have preference.	NO CHARGE	NO CHARGE	
(d) Hire of a non-sporting event where "setting up" is required, prior to the day of the event. (Per day or part thereof)	R 1,000.00	R1045.00	4.50%
(e) Hire by users to promote a merchandise / products, where a gate levy is charged:			
Commercial users	R10,000.00	R10450.00	4.50%
(i) Non Profit organizations	R 10,000.00	R10450.00	4.50%
(ii) Council Events	NO CHARGE	NO CHARGE	

COMMUNITY SERVICES
Sport and Recreation
Sports and Recreation Facilities

	2019/20 Excl. Vat	2020/21 Excl. Vat	Inc.
9. Athletics Track Stadium			
Day 7:00 to 17:00			
Refundable Deposit	R 2 500	R2613.00	4.50%
Stadium Hire per day W/ VIP	R10 000.00	R10450.00	4.50%
Stadium Hire per day W/O VIP	R 8,000.00	R8360.00	4.50%
Stadium Hire per Hour in excess of booking per day only	R 450.00	R 470.00	4.50%
VIP Suite / Meeting Room per day or part thereof	R2 000.00	R2090.00	4.50%
Schools/Clubs excl. Floodlights per hour minimum of three hours	R 0.00	R 0.00	
Deposit	R 0.00	R 0.00	
Concert/ Religious/Non Athletics event per day	R25000.00	R26125.00	4.50%
Deposit	R 8 000.00	R8360.00	4.50%
Floodlights Charges	R 0.00	R 0.00	
Floodlights per hour	R2000.00	R2090.00	4.50%
Schools/Clubs excl. Floodlights per hour minimum of three hours	R 500.00	R 522.50	4.50%
Athletics Meetings			
Prestige(International)	R 20 000.00	R20900.00	4.50%
National	R 15 000.00	R 15675.00	4.50%
Provincial	R 10 000.00	R 10450.00	4.50%
Invitational	R 10 000.00	R 10450.00	4.50%
Regional	R 5 000.00	R 5225.00	4.50%
Inter-schools	R 5 000.00	R 5225.00	4.50%
Schools	R 2 500.00	R 2613.00	4.50%
Daily Coaching Activities			
Registration Fee Coaches per annum	R1000.00	R 1045.00	4.50%
Private Coaches Registered with Stadium per month	R 150.00	R 157.00	4.50%
School Groups Registered with Stadium per month/ per athlete	R 50.00	R 52.00	4.50%
School Athletes Sponsored per month / per athlete	R 50.00	R 52.00	4.50%
Individual Athletes / Self Coached per month	R 100.00	R 105.00	4.50%
Gymnasium Members per annum	R1 500.00	R 1568.00	4.50%
Use of Equipment			
Hire of timing equipment (excluding operator) (Use of stadium operator only)	R 2,000.00	R 2090.00	4.50%
Other equipment (Track and field equipment) User is liable for any and all damages/breakage	R 5,000.00	R 5225.00	4.50%
Commercial Contract			
Suite Leases - Annual	R21600.00	R 22572.00	4.50%
Suite Leases - Event	R 5 000.00	R 5225.00	4.50%
Gymnasium Lease	R50000.00	R 52250.00	4.50%
Category			
Restaurant Catering Contract per annum	R10000.00	R10 450.00	4.50%
Office Rental per month	R 1 000.00	R 1 045.00	4.50%
Sports Shop Athletics per month	R 2 000.00	R 2 090.00	4.50%
Overtime /Cleaning Charges per hour as per municipal staff rates			
Advertising and Sponsorship			
Advertising around the Track per advertising board	R 3,600.00	R 3 762.00	4.50%
Naming Rights dependent on market drive			
Event Sponsorship dependent on marketing drive			
10. Hire of Bisley Valley and Ferncliffe Nature Reserves Resource Centres			
Per Day or part thereof	R 626.00	R 654.00	4.50%
Refundable Deposit	R 421.00	R 440.00	4.50%
11. The GM: Community Services and Manager: Recreational and Sporting be granted delegated authority to waive the above charges in special circumstances for schools or organized groups such as street children, orphanages etc. that makes use of the facilities			

COMMUNITY SERVICES
Sport and Recreation
Libraries

	2019/20 Excl. Vat	2020/21 Excl. Vat	Inc.
1. Overdue materials			
(a) Fines for overdue books, audio-visual material and other media (Excluding videos and DVD's)			
<u>Adults</u>			
10 days grace			
per book or item per week for 8 weeks	R 1.38	R 1.44	4.50%
maximum fine per book or item	R 6.69	R 7.00	4.50%
maximum fine per adult member	R 63.60	R 66.46	4.50%
<u>Children & Young Adults</u>			
10 days grace			
per book or item per week for 5 weeks	R 1.38	R 1.44	4.50%
maximum fine per book or item	R 6.69	R 7.00	4.50%
maximum fine per juvenile or young adult member	R 63.60	R 66.46	4.50%
(b) Fines for overdue videos and DVD's			
<u>Adults, children and young adults</u>			
No grace period			
per item per day for 8 days	R 1.38	R 1.44	4.50%
maximum fine per item	R 6.69	R 7.00	4.50%
2. Damaged Books			
Torn pages – per page	R 5.30	R 5.54	4.50%
Torn or lost book barcode – per barcode	R 15.90	R 16.62	4.50%
Torn book pockets	R 8.48	R 8.86	4.50%
Damage to book spine	R 10.60	R 11.08	4.50%
Damage to book – to be assessed on return to librarian			
3. Lost Books			
Original purchase price			
4. Membership Fees			
Membership	R 0.00	R 0.00	
Replacement barcode	R 12.72	R 13.29	4.50%
Replacement pockets - each	R 4.24	R 4.43	4.50%
5. Photocopy Charges			
For every photocopy of an A4 size page or part thereof	R 0.64	R 0.66	4.50%
For every photocopy of an A3 size page or part thereof	R 1.38	R 1.44	4.50%
Note: These photocopy charges apply to the Library only.			
6. Laser Printing			
Colour	R 12.72	R 13.29	4.50%
Black & White	R 3.18	R 3.32	4.50%
7. Hire Charges (bookings only within library hours)			
per hour or part thereof			
Non-Government Organization's (NGO's)	R 0.00	R 0.00	
Auditorium	R 127.20	R 132.92	4.50%
Boardroom	R 127.20	R 132.92	4.50%



COMMUNITY SERVICES
Public Safety and Emergency Services
Fire and Emergency Services

	2019/20 Incl. Vat	2020/21 Incl. Vat	Inc.
--	----------------------	----------------------	------

Except as is specifically otherwise provided, these tariffs determine the fees payable by a Controlling Authority, Governing Body or any other person in terms of Section 10 (1) of the Fire Brigade Services Act 99 of 1987 on whose behalf the Fire and Emergency Services of the Msunduzi Council is applied outside or inside the area of jurisdiction of the Council:

- (a) For the attendance of services
- (b) For the use of the services and any equipment, or
- (c) For any material consumed

Any person who feels aggrieved by an assessment of the charges raised may within 14 days after receipt of that assessment object in writing against that assessment as such, or the amount thereof, to the Municipal Manager of the Msunduzi Council, whereby the Council may confirm, alter or revoke the assessment.

Tariff of Charges for Services Rendered at Fire and Special Service Incidents

1. For Services Rendered at Incidents Classified as Fire:
per hour or part thereof

1.1	Structural	R 2157.96	R 2255.06	4.50%
1.2	Transport	R 1718.87	R 1796.22	4.50%
1.3	Fire – Vegetation, Grass, Bush, Rubbish or Plantation	R 1402.77	R 1465.89	4.50%
1.4	Fire – Hazmat	R 2157.96	R 2255.06	4.50%
1.5	Fire – Other	R 1342.35	R 1402.76	4.50%
1.6	Special Service – Transport	R 1076.15	R 1124.57	4.50%
1.7	Special Service – Structural	R 1076.15	R 1124.57	4.50%
1.8	Special Service – Hazmat	R 2157.96	R 2255.06	4.50%
1.9	Special Service – Water	R 1076.15	R 1124.57	4.50%
1.10	Special Service – Other	R 1076.15	R 1124.57	4.50%
1.11	Out of Area			
	Applicable rate as per incident plus 50% of applicable category plus charge			
1.12	For consumables used at any incident			

Cost of consumables used plus 15%

2. Tariff of Charges in respect of the attendance & employment of Special Appliances and Plant, to Fire and Rescue incidents.
For the attendance and employment of a:

2.1	High Rise Firefighting Appliance	R 1076.15	R 1124.57	4.50%
2.2	Water Foam Carrier	R 1076.15	R 1124.57	4.50%
2.3	Foam Tanker and / or Foam Service Vehicle	R 1076.15	R 1124.57	4.50%
2.4	Mobile Lighting Unit	R 1076.15	R 1124.57	4.50%

3. Tariff of Charges in respect of the employment of Outside Agencies at any incident
For costs incurred as a result of the employment of an outside agency in:

3.1 the mitigation of any incident

Cost incurred plus 15% of applicable charge

4. Tariff of Charges in respect of Fire Prevention Services

4.1	For the attendance of staff at stage/theatre performances standby duty and the like; Per staff member			
	First Hour	R 215.23	R 224.91	4.50%
	Per Hour thereafter	R 115.17	R 120.35	4.50%
4.2	For scheduled inspections, consultations, inspections of safety exits & appliances in public buildings			
	First Hour	R 215.23	R 224.91	4.50%
	Per Hour thereafter	R 105.73	R 110.48	4.50%
4.3	For the monitoring of direct alarm links – per alarm p.m.	R 162.37	R 169.67	4.50%
4.4	For a certified copy of a fire report - per copy	R 215.23	R 224.91	4.50%
4.5	For issuing a certificate of Registration - per certificate	R 50.98	R 53.27	4.50%
4.6	For issuing a certificate of Competence – per certificate	R 538.07	R 562.29	4.50%
4.7	For a copy of a Fire Investigation Report - per copy	R 800.50	R 836.52	4.50%
4.8	For the monitoring of non-emergency telephone lines (after hours complaints etc) – per line per annum	R33673.92	R35189.25	4.50%

COMMUNITY SERVICES
Public Safety and Emergency Services
Fire and Emergency Services

		2019/20 Incl. Vat	2020/21 Incl. Vat	Inc.
5.	Tariff of Charges in respect of Professional Fire Fighting and Rescue Training Course			
	(Per Candidate excluding course materials, accommodation etc.)			
5.1	Fire Fighter One	R11437.35	R11952.03	4.50%
5.2	Fire Fighter Two	R 3804.27	R 3975.46	4.50%
5.3	Hazmat 1 st Responder (Awareness)	R 1772.81	R 1852.58	4.50%
5.4	Hazmat 2 nd Responder (Operations)	R 5082.43	R 5311.14	4.50%
5.5	Fire Officer One	R 4750.15	R 4963.90	4.50%
5.6	Handling of Chlorine Emergencies	R 755.19	R 789.17	4.50%
5.7	Elementary Breathing Apparatus	R 755.19	R 789.17	4.50%
5.8	Aerial Appliance (HPP)	R 1523.60	R 1592.16	4.50%
5.9	Vehicle Rescue & Extrication	R 2541.21	R 2655.57	4.50%
5.10	Elementary Firefighting, Fire prevention (Disaster Management)	R 0.00 R 249.21	R 0.00 R 260.43	 4.50%
5.11	Pump Operator/Driver – Basic Course	R 1525.88	R 1594.54	4.50%
5.12	Pump Operator/Driver – IFSAC Course	R 3050.97	R 3188.26	4.50%
5.13	Re-Issue of Certificates - per certificate	R 124.61	R 130.21	4.50%
6.	Tariff of Charges for the Certification for Fire Fighting 1 & 2 (Challenging) at 10% of Course Fee (Per Candidate)			
6.1	Fire Fighter One	R 1140.34	R 1191.65	4.50%
6.2	Fire Fighter Two	R 377.59	R 394.59	4.50%
6.3	Hazmat (Awareness)	R 175.58	R 183.48	4.50%
6.4	Hazmat (Operations)	R 505.98	R 528.75	4.50%
6.5	Fire Officer One	R 505.98	R 528.75	4.50%
6.6	Instructor One	R 505.98	R 528.75	4.50%
7.	Tariff of Charges for the Use of Training Staff and Facilities			
7.1	For the use of Lecture rooms and facilities for the purposes of seminars and symposia per lecture room per day	R 800.50	R 836.52	4.50%
7.2	For the attendance of training personnel on training courses out of the area of jurisdiction. per lecture per day	R 538.07	R 562.29	4.50%
7.3	For the attendance of training personnel at accreditation for emergency service courses/challenges held in terms of regulations framed under IFSAC – (International Fire Services Accreditation Committee) per module per candidate	R 266.20	R 278.18	4.50%
7.4	Re-Issue of Certificates Cost plus 15% of applicable IFSAC tariff			
8.	Tariff of Charges in respect of Hose Charges			
8.1	Testing, scrubbing and drying of hose per length	R 209.57	R 219.00	4.50%
8.2	Testing, scrubbing and drying of Hazmat contaminated hose - per length plus cost of any consumables used in decontamination plus 15% of cost of consumables	R 421.02	R 439.96	4.50%
8.3	Seizing of Couplings to hose – per coupling	R 209.57	R 219.00	4.50%
8.4	Repairing of Hose – per length plus materials at cost plus 15%	R 209.57	R 219.00	4.50%
9.	Tariff of Charges in respect of the attendance & employment of Special Appliances and plant to standby at sports & special events for attendance and employment (per hour or part thereof)			
9.1	High rise firefighting appliance	R 556.22	R 581.25	4.50%
9.2	Water Carrier	R 278.11	R 290.63	4.50%
9.3	Mobile lighting unit	R 278.11	R 290.63	4.50%
9.4	Major pumper	R 556.22	R 581.25	4.50%
9.5	Light pumper	R 278.11	R 290.63	4.50%

COMMUNITY SERVICES
Public Safety and Emergency Services
Fire and Emergency Services

		2019/20 Incl. Vat	2020/21 Incl. Vat	Inc.
10.	Tariff of Charges in respect of Various Miscellaneous Services and Hire Charges (per hour or part thereof in respect of 10.1 to 10.4			
	10.1 Hire of Portable Pump and related equipment	R 400.25	R 418.26	4.50%
	10.2 Hire of extension ladder	R 400.25	R 418.26	4.50%
	10.3 Gaining access/Lock-Outs	R 400.25	R 418.26	4.50%
	10.4 Miscellaneous Service – per service	R 400.25	R 418.26	4.50%
10.5	In addition to the above applicable charge, mileage for out of area call – outs are as follows – per km			
	Heavy duty vehicles	R 10.01	R 10.46	4.50%
	Light duty vehicles	R 6.01	R 6.28	4.50%

All tariffs reflected above are inclusive of VAT

11. General Comments:

- 11.1 Any Fire, Rescue or other emergency incident involving property or activities of the Msunduzi Municipality shall not attract charges.
- 11.2 Any incident of a humanitarian nature or request for assistance of a humanitarian nature shall not attract charges.
- 11.3 Services performed in the assistance of Community projects or departmental public relations exercises and displays shall not attract charges.
- 11.4 The applicable attendance rate charge shall be calculated from the time that the first arriving appliance is in attendance at an incident until the last departing appliance leaves the scene at the conclusion of the incident, due allowances being made for breakdown or mishap or time occupied by relief personnel.
- 11.5 When the time used to calculate the applicable attendance rate charge is less than 30 minutes no charge shall be raised.
- 11.6 Explanation of Terminology:
- i) **Hazmat** stands for Hazardous Material and refers to incidents that involve materials and chemicals that require an extraordinary response and the use of specialist equipment in order to resolve the incident.
 - ii) **Out of Area** means a response to any physical location that is outside of the recognised area of jurisdiction of the Msunduzi Municipality.
 - iii) **Structural** means any building regardless of construction type or occupancy.
 - iv) **Transport** means mechanical transportation of any means.
- 11.7 Whenever the Chief Fire Officer deems it necessary in the interests of public safety and in order to preserve life and property and as often as he/she thinks fit, arrangements shall be made for an inspection and/or attendance service to be provided in respect of premises used as public buildings or sports and recreational events.
- 11.8 The following persons shall be jointly and severally liable to the Council for the charges payable in terms of this section:
- 11.8.1 The owner/s of all property damaged or destroyed or under threat of damage or destruction by fire, accident or other mishap in respect of which the service is rendered or the materials are supplied.
- 11.8.2 The person or owner or the owner's spouse, child, employee or agent whose wrongful act or omission was the direct cause of the circumstances which make the rendering of the service necessary in the opinion of the Chief Fire Officer or any other officer acting with the relevant authority.
- 11.8.3 The person responsible or whose alarm system was responsible for the summoning of the service where, in the opinion of the Chief Fire Officer, such summoning was unwarranted, or was no reasonable justification thereof.

COMMUNITY SERVICES
Public Safety and Emergency Services
Traffic and Security

		2019/20 Excl. Vat	2020/21 Excl. Vat	Inc.
1.	The Removal of Light Motor Vehicles from Public Roads and Public Spaces	Contracted Out	Contracted Out	
2.	Release of Impounded Vehicles	R 822.00	R 858.00	4.50%
3.	Impounding Fees per day	R 90.00	R 94.00	4.50%
4.	Escort Fee (per officer per hour)	R 482.00	R 504.00	4.50%
5.	Traffic Officer for By-Law 23A (Council Resolution)	No Charge	No Charge	
6.	Service of Summons:			
	Personal	R 59.00	R 61.00	4.50%
	Non-Personal	R 45.00	R 47.00	4.50%
7.	Events (per officer per hour)	R 212.00	R 222.00	4.50%
8.	Taxi Stand Permits	R 329.00	R 343.00	4.50%
9.	Permit Application	R 125.00	R 131.00	4.50%
10.	Late Applications for the Renewal of Taxi Stand Permits	R 125.00	R 131.00	4.50%
11.	Junior Traffic Officer	R 750.00	R 784.00	4.50%



INFRASTRUCTURE SERVICES
Electricity Management

		2019/20 Excl. Vat	2020/21 Excl. Vat	Inc.
Scale A: Domestic (Credit metered supply)				
1.	A.I Single-Phase Supplies from 5A up to 80A – Basic Charge per month	R 29.33	R 31.35	6.90%
	Net Ampere Charge per amp per phase p.m.	R 10.86	R 11.61	6.90%
	Energy Charge per kWh (cents)	107.35	114.76	6.90%
2.	Scale A.3 Three Phase Supplies from 5A up to 100A Basic Charge per month	R 48.87	R 52.25	6.90%
	Net Ampere Charge per amp per phase p.m.	R 8.00	R 8.55	6.90%
	Energy Charge per kWh (cents)	107.35	114.76	6.90%
Scale S: Domestic (Prepaid metered supply)				
Scale SO: Domestic Indigent 20 Amp				
Qualifying Indigent consumers will receive the first 70kWh of electricity free. Conditional on being on Prepaid with 20 Amps Current limiting breaker				
3.	Energy Charge only (cents) No Basic Charge	128.78	137.66	6.90%
Scale S1: Domestic Life Line Tariff 20 Amp				
4.	Energy Charge only (cents) No Basic Charge	148.70	158.96	6.90%
Scale S2: Domestic Straight Line Tariff – 40 Amps 1 phase				
5.1	Energy Charge only (cents)	148.70	158.96	6.90%
	Basic Charge (Included in the Municipal Bill/or deducted by Vending System) per month	R 0.00	R 0.00	
Scale S3.1: Domestic Straight Line Tariff – 60 Amps 1 phase				
5.2	Energy Charge only (cents)	172.24	184.13	6.90%
	Basic Charge (Included in the Municipal Bill/or deducted by Vending System) per month	R 0.00	R 0.00	
Scale S3.2: Domestic High End Two Part Tariff – 60 to 100 Amps 1 phase				
5.3	Energy Charge only (cents)	195.09	208.55	6.90%
	Low End – Basic Charge – 20 to 40 Amps supply (Included in the Municipal Bill/or deducted by Vending System) per month	R 121.83	R 130.24	6.90%
	Medium End – Basic Charge – 60 Amps supply (Included in the Municipal Bill/or deducted by Vending System) per month	R 152.30	R 162.81	6.90%
	High End – Basic Charge – 80 Amps supply (Included in the Municipal Bill/or deducted by Vending System) per month	R 190.36	R 203.50	6.90%
NEW TARIFF – COMMERCIAL PREPAID SINGLE PHASE				
Scale S3.3: High End Two Part Tariff – 60 to 100 Amps 1 phase				
5.4	Energy Charge only (cents)	195.09	208.55	6.90%
	Low End – Basic Charge – 20 to 40 Amps supply (Included in the Municipal Bill/or deducted by Vending System) per month	R 121.83	R 130.24	6.90%
	Medium End – Basic Charge – 60 Amps supply (Included in the Municipal Bill/or deducted by Vending System) per month	R 152.30	R 162.81	6.90%
	High End – Basic Charge – 80 Amps supply (Included in the Municipal Bill/or deducted by Vending System) per month	R 190.36	R 203.50	6.90%

INFRASTRUCTURE SERVICES
Electricity Management

		2019/20 Excl. Vat	2020/21 Excl. Vat	Inc.
Scale S4: 3 Phase Two Part Tariff – 100 Amps 3 phase				
5.5	Energy Charge only (cents)	195.09	208.55	6.90%
	Low End – Basic Charge – 20 Amps supply (Included in the Municipal Bill/or deducted by Vending System) per month	R 182.75	R 195.36	6.90%
	Medium End – Basic Charge – 40 Amps supply (Included in the Municipal Bill/or deducted by Vending System) per month	R 365.50	R 390.72	6.90%
	High End – Basic Charge – 60 Amps supply (Included in the Municipal Bill/or deducted by Vending System) per month	R 571.09	R 610.49	6.90%

NEW TARIFF – COMMERCIAL PREPAID THREE PHASE
Scale S5: High End Two Part Tariff – 60 to 100 Amps per phase

5.6	Energy Charge only (cents)	195.09	208.55	6.90%
	Low End – Basic Charge – 20 Amps supply (Included in the Municipal Bill/or deducted by Vending System) per month	R 121.83	R 130.24	6.90%
	Medium End – Basic Charge – 40 Amps supply (Included in the Municipal Bill/or deducted by Vending System) per month	R 152.30	R 162.81	6.90%
	High End – Basic Charge – 60 Amps supply (Included in the Municipal Bill/or deducted by Vending System) per month	R 190.36	R 203.50	6.90%

Scale TD1: Time of Use Domestic Single Phase

Supply Metered by a Smart Meter (Conditional on Municipality rolling out Smart Meters to Community)

6.	Scale TD.1: Time of Use Domestic Single Phase			
	Basic Charge per month	R 59.05	R 63.13	6.90%
	Capacity charge per kVA per month	R 10.86	R 11.61	6.90%
	Energy charge c/kWh (Periods as per table below - public holidays treated as normal day)			
	High Demand: (June, July, August)			
	Peak	378.01	404.09	6.90%
	Standard	124.31	132.89	6.90%
	Off Peak	73.90	79.00	6.90%
	Low Demand: (Other Months)			
	Peak	132.77	141.93	6.90%
	Standard	95.75	102.36	6.90%
	Off Peak	65.89	70.43	6.90%

Scale TD2: Time of Use Domestic Three Phase

Supply Metered by a Smart Meter (Conditional on Municipality rolling out Smart Meters to Community)

7.	Scale TD.2: Time of Use Domestic Three Phase			
	Basic Charge per month	R 91.74	R 98.07	6.90%
	Capacity charge per kVA per month	R 7.85	R 8.39	6.90%
	Energy charge c/kWh (Periods as per table below - public holidays treated as normal day)			
	High Demand: (June, July, August)			
	Peak	378.01	404.09	6.90%
	Standard	124.31	132.89	6.90%
	Off Peak	73.90	79.00	6.90%
	Low Demand: (Other Months)			
	Peak	130.31	139.30	6.90%
	Standard	93.99	100.47	6.90%
	Off Peak	64.67	69.13	6.90%

INFRASTRUCTURE SERVICES
Electricity Management

		2019/20 Excl. Vat	2020/21 Excl. Vat	Inc.
Scale B: Small Power Users ≤ 65 kVA (Low voltage supply from 0 Amps to 100 Amps/phase)				
8.	Scale B.1 Small Power Single-Phase ≤100A			
	Basic Charge per month	R 75.23	R 80.42	6.90%
	Net Ampere Charge per amp per phase p.m.	R 22.83	R 24.41	6.90%
	Energy Charge per kWh (cents)	117.84	125.97	6.90%
9.	Scale B.3 Small Power Three-Phase ≤100A			
	Basic Charge per month	R 134.89	R 144.20	6.90%
	Net Ampere Charge per amp per phase p.m.	R 19.26	R 20.58	6.90%
	Energy Charge per kWh (cents)	117.84	125.97	6.60%
Scale C: Large Power users (Load greater than 65 kVA) (Low Voltage supply from 100 Amps to 750 Amps/phase)				
10.	Scale C.1 Large Power at LV			
	Basic Charge per month	R 589.28	R 629.95	6.90%
	Demand charge per kVA per month	R 226.42	R 242.05	6.90%
	Energy charge per kWh (cents)	107.90	115.34	6.90%
Scale T1: Time of Use Large Customers – MV (above 500 kVA) (11 000 Volts supply from 750 Amps/phase and above)				
11.	Scale T1: Time of use large customers at MV			
	Basic Charge per month	R 2946.39	R 3149.70	6.90%
	Demand charge per kVA per month (Peak and Standard periods only)	R 95.69	R 102.30	6.90%
	Access charge per kVA per month Based on highest of notified or previous 12 months highest demand	R 42.80	R 45.75	6.90%
	Energy charge c/kWh (Periods as per table below - public holidays treated as per table)			
	High Demand: (June, July, August)			
	Peak	360.72	385.61	6.90%
	Standard	130.09	139.07	6.90%
	Off Peak	84.28	90.09	6.90%
	Low Demand: (Other Months)			
	Peak	137.76	147.27	6.90%
	Standard	104.14	111.32	6.90%
	Off Peak	76.98	82.29	6.90%
	Reactive energy charge A charge for all reactive energy which exceed 30% of the real energy (kWh) per half hour period in the peak and standard periods only (c/kvarh)	9.23	9.87	6.90%
Scale T2: Time Of Use Large customers at 400 V (Low voltage supply from 0 Amps to 750 Amps/phase)				
12.	Scale T2: Time Of Use Large customer at LV			
	Basic Charge per month	R 548.73	R 586.59	6.90%
	Demand charge per kVA per month (Peak and Standard periods only)	R 105.27	R 112.53	6.90%
	Access charge per kVA per month Based on highest of notified or previous 12 months highest demand	R 47.09	R 50.34	6.90%

INFRASTRUCTURE SERVICES
Electricity Management

	2019/20 Excl. Vat	2020/21 Excl. Vat	Inc.
Energy charge c/kWh (Periods as shown in table below - public holidays treated as normal day)			
High Demand: (June, July, August)			
Peak	378.77	404.90	6.90%
Standard	136.60	146.03	6.90%
Off Peak	88.49	94.59	6.90%
Low Demand: (Other Months)			
Peak	144.67	154.65	6.90%
Standard	109.34	116.88	6.90%
Off Peak	80.81	86.38	6.90%
Reactive energy charge			
A charge for all reactive energy which exceed 30% of the real energy (kWh) per half hour period in the peak and standard periods only (c/kvarh)			
	8.98	9.60	6.90%

The table below indicates the treatment of public holidays in terms of the following tariffs, TD1, TD2, T1, T2 for the period 1 July 2020 to until 30 June 2021. The appropriate seasonally differentiated energy charges, energy demand charges and network demand charges will be applicable on these days. Any unexpectedly announced public holiday not listed below will be treated as the day of the week on which it falls.

The following public holidays will always be treated as a Sunday for T1 tariffs; New Year's Day, Good Friday, Family Day, Christmas Day and Day of Goodwill. All other days will be treated as a Saturday unless it falls on a Sunday in which case it will be treated as a Sunday. All public holidays for the TD1, TD2, T2 tariffs will be treated as the day of the week on which it falls.

Date	Day	Actual day of the week	TD1,TD2,T2	T1
			TOU day treated as normal day	TOU day treated as
9 August 2020	National Women's Day	Sunday	Sunday	Sunday
10 August 2020	Public Holiday	Monday	Monday	Saturday
24 September 2020	Heritage Day	Thursday	Thursday	Saturday
16 December 2020	Day of Reconciliation	Wednesday	Wednesday	Saturday
25 December 2020	Christmas Day	Friday	Friday	Sunday
26 December 2020	Day of Goodwill	Saturday	Saturday	Sunday
01 January 2021	New Year's Day	Friday	Friday	Sunday
21 March 2021	Human Rights Day	Sunday	Sunday	Sunday
22 March 2021	Public Holiday	Monday	Monday	Saturday
2 April 2021	Good Friday	Friday	Friday	Sunday
5 April 2021	Family Day	Monday	Monday	Sunday
27 April 2021	Freedom Day	Tuesday	Tuesday	Saturday
1 May 2021	Worker's Day	Saturday	Saturday	Saturday
16 June 2021	Youth Day	Wednesday	Wednesday	Saturday

INFRASTRUCTURE SERVICES
Electricity Management

LOW DEMAND SEASON TIME PERIODS			
DAY	PEAK	STANDARD	OFF-PEAK
WEEK DAY			00:00 - 06:00
		06:00 - 07:00	
	07:00 - 10:00	10:00 - 18:00	
	18:00 - 20:00	20:00 - 22:00	22:00 - 24:00
SATURDAY			00:00 - 07:00
		07:00 - 12:00	12:00 - 18:00
		18:00 - 20:00	20:00 - 24:00
SUNDAY			00:00 - 24:00
HIGH DEMAND SEASON TIME PERIODS			
DAY	PEAK	STANDARD	OFF-PEAK
WEEK DAY			00:00 - 06:00
	06:00 - 09:00	09:00 - 17:00	
	17:00 - 19:00	19:00 - 22:00	22:00 - 24:00
SATURDAY			00:00 - 07:00
		07:00 - 12:00	12:00 - 18:00
		18:00 - 20:00	20:00 - 24:00
SUNDAY			00:00 - 24:00

		2019/20 Excl. Vat	2020/21 Excl. Vat	Inc.
13. Public Lighting Services				
CHARGES FOR PUBLIC LIGHTING SERVICES TO NON-MUNICIPAL CUSTOMERS				
CHARGES FOR PUBLIC LIGHTING SERVICES TO MUNICIPAL APPLICATIONS				
L1	Lights: Whole Night (incl Maintenance)			
	Fixed-R /light/month	R 42.87	R 45.83	6.90%
	Energy charge per 100 Watt per month if not measured	R 33.82	R 36.15	6.90%
	Energy charge if measured cents per kWh	R 92.58	R 98.97	6.90%
L2	Lights: 24 hour (incl Maintenance)			
	Fixed-R /light/month	R 42.87	R 45.83	6.90%
	Energy charge per 100 Watt per month if not measured	R 121.62	R 130.01	6.90%
	Energy charge if measured cents per kWh	100.09	107.00	6.90%
L3	Lights: Whole Night High Mast (incl. Maintenance)			
	Fixed-R /light/month	R 857.47	R 916.64	6.90%
	Energy charge per 100 Watt per month if not measured	R 99.28	R 106.13	6.90%
	Energy charge if measured cents per kWh	92.58	98.97	6.90%
L4	Lights: 24 Hrs Traffic (Excl. Maintenance)			
	Maintenance charged at actual cost	Actual Cost	Actual Cost	
	Energy charge per 100 Watt per month if not measured	R 121.62	R 130.01	6.90%
	Energy charge if measured cents per kWh	100.09	107.00	6.90%
14. Interest Rate				
	Interest rate per annum (calculated on daily outstanding balance)	11.25%	7.25%	

INFRASTRUCTURE SERVICES

Electricity Management

	2019/20 Excl. Vat	2020/21 Excl. Vat	Inc.
New Connection			
1. Bylaw 27(12)(a)			
(a) Normal domestic business premises:			
(single phase service connection with a maximum capacity of 80A with a credit meter): Plus the cost of labour and material	R 4270.34	R 4462.51	4.50%
(single phase service connection with a maximum capacity of 80A with a prepayment meter): Plus the cost of labour and material	R 5229.15	R 5464.46	4.50%
Plus the cost of providing and laying or mounting the underground cable or overhead wiring, as the case may be, within the consumer's property boundary			
(b) Surcharge raised for the Tampering with domestic services per meter This shall include any tampering with meter/MCB/meter Bypass/ anything that in the opinion of Municipality it is considered as interference with registering of consumption and or electricity charges			
First offence - reinstatement fee Plus cost of repair of infrastructure damage where applicable	R 5 663.29	R 5 918.14	4.50%
Second offence - reinstatement fee Plus cost of repair of infrastructure damage where applicable	R 7787.02	R 8 137.44	4.50%
Third or subsequent offence - reinstatement fee Plus cost of repair of infrastructure damage where applicable	R 9910.76	R10 356.74	4.50%
(c) Surcharge raised for the Tampering with non-domestic services (Industrial, Commercial & Other Types of Customers) per meter. This shall include any tampering with meter/MCB/meter Bypass/ anything that in the opinion of Municipality it is considered as interference with registering of consumption and or electricity charges			
First offence - reinstatement fee Plus cost of repair of infrastructure damage where applicable	R 28316.45	R 29 590.69	4.50%
Second offence - reinstatement fee Plus cost of repair of infrastructure damage where applicable	R 49 553.79	R51 783.71	4.50%
Third or subsequent offence - reinstatement fee Plus cost of repair of infrastructure damage where applicable	R 70 791.12	R 73 976.73	4.50%
Thereafter the third offence fee Plus full cost of technical solution to ensure tampering does not happen again			
(d) Charges relating to administrative work in terms of arrear debt recovery and tampering with Electricity Meters or Metering Installations			
Attendance/Visitation Fee - All Customers	R 503.17	R 525.81	4.50%
Disconnection Fee - Installations equal to or less than 100 Amps per phase	R 503.17	R 525.81	4.50%
Disconnection Fee - Installations above 100 Amps per phase	R 1 339.41	R 1 399.68	4.50%
Reconnection Fee where tamper fee is not applicable, or reconnection is made after 12 months of disconnection date			
- Installations equal to or less than 100 Amps per phase	R 503.17	R 525.81	4.50%
- Installations above 100 Amps per phase	R 1 339.41	R 1 399.68	4.50%
Where the tamper fee is applicable, the reconnection fee will not be charged but tamper fee Backdated consumption (calculated based on estimated tampering period)			

INFRASTRUCTURE SERVICES
Electricity Management

	2019/20 Excl. Vat	2020/21 Excl. Vat	Inc.
(e) Surcharges: Illegal Connection and Reconnection			
1. Copper Theft			
Theft of Material	Immediate Arrest	Immediate Arrest	
Buying of stolen material	Immediate Arrest	Immediate Arrest	
2. Illegal service connection			
Cost recovered from the person found connecting illegally to the network	Immediate Arrest	Immediate Arrest	
3. Interference with other consumer's equipment	R 5 652.58	R 5 906.95	4.50%
4. Failure to comply with any issued notice	R 322.64	R 337.16	4.50%
5. Improper use of Electricity	R 806.59	R 842.89	4.50%
6. Refusal access to inspect/Work/Operate on electrical equipment - Plus Costs to re - route the electrical infrastructure where the customer continues to deny access to electrical infrastructure	R 483.96	R 505.74	4.50%
7. Refusing to provide information	R 322.64	R 337.16	4.50%
8. Rendering false information	R 322.64	R 337.16	4.50%
9. Independent Technical investigation where tampering is disputed (Minimum fee if greater full cost of investigation applicable)	R 1 339.41	R 1 399.68	4.50%
10. Restricted access to meter room Plus cost to rectify the situation should the customer refuse to do so	R 322.64	R 337.16	4.50%
11. Resale of electricity without a license or approval	R 322.64	R 337.16	4.50%
12. Selling or supplying electricity without authority	R 806.60	R 842.90	4.50%
13. Standby Equipment connected to network without authority	R 806.60	R 842.90	4.50%
14. Administrative Fees	R 503.17	R 525.81	4.50%
15. Visitation Fee (All Customers)	R 503.17	R 525.81	4.50%
16. Visitation Fee, delivery of notice by the Peace Officer (All Customers) - Plus fees related to court order if applied	R 805.07	R 841.29	4.50%
17. Opening of premises/meter room/ Meter Box where the lock is not the municipal lock - Plus fees related to locksmith where used	R 805.07	R 841.29	4.50%
18. Visitation fee where the access was denied until the court application was made to gain access Plus fees related to the court order if applied & Locks	R 805.07	R 841.29	4.50%
19. Visitation fee where the access was denied by installing non-compliant lock Broke the lock and reinstate with compliant lock Plus cost of lock	R 805.07	R 841.29	4.50%
20. Disconnection Fee - Installations equal to or less than 100 Amps per phase	R 503.17	R 525.81	4.50%
21. Disconnection Fee - Installations above 100 Amps per phase	R 1 339.41	R 1 399.68	4.50%
22. Cutting of trees where the customer has been notified and customer could not cut the trees within the specified time Plus Cost of cutting trees	R 503.17	R 525.81	4.50%

INFRASTRUCTURE SERVICES
Electricity Management

		2019/20 Excl. Vat	2020/21 Excl. Vat	Inc.
(f)	Tampering with installed anti-tampering seals/equipment plus full cost of professionals used to investigate/prosecute	R 3 226.38	R 3 371.56	4.50%
(g)	Use of Electricity supply without a signed consumer agreement with the Municipality	R 806.59	R 842.89	4.50%
(h)	Unkept substation equipment accommodation room plus cost to rectify the situation should the customer refuse to do so within the prescribed period	R 806.59	R 842.89	4.50%
(i)	Unkept meter rooms plus cost to rectify the situation should the customer refuse to do so within the prescribed period	R 806.59	R 842.89	4.50%
(j)	Unlocked meter rooms plus cost to rectify the situation should the customer refuse to do so within the prescribed period	R 806.59	R 842.89	4.50%

2. Bylaw 27 (12) (b)

In all other cases, the connection charges shall be calculated on the basis of maximum demand required in accordance with the following:

Maximum Demand (kVA)	Basic Charge (Rands)		Basic Charge if no substation provided (Rands)	
	2019/20	2020/21	2019/20	2020/21
0 – 25	R5 820	R6 222	R6 528	R6 978
26 – 50	R10 914	R11 667	R12 239	R13 083
51 – 65	R13 882	R14 840	R15 566	R16 640
66 – 100	R20 896	R22 338	R23 434	R25 051
101 – 130	R26 855	R28 708	R30 116	R32 194
131 – 200	R40 975	R43 802	R45 953	R49 124
201 – 315	R103 270	R110 396	R31 548	R33 725
316 – 500	R121 961	R130 376	R68 784	R73 530
501 – 800	R151 134	R161 562	R125 702	R134 375
801 – 1 000	R178 887	R191 230	R169 721	R181 432
More than 1000 kva				101*kva +1858.35

Added to these charges will be the cost of providing and installing all cables and Council-owned equipment on the consumer's premises.

3. Bylaw 27 (13) (a)

Electrification projects (Low Cost Housing)

Fee for the installation and connection, for domestic or small power users, of service cable or line, electricity dispenser and, where necessary, power distribution unit:

(a)	For a single phase service up 20A	R 294.58	R 307.83	4.50%
(b)	For a single phase service up to 60A	R 1 963.86	R 2 052.23	4.50%

INFRASTRUCTURE SERVICES
Electricity Management

		2019/20 Excl. Vat	2020/21 Excl. Vat	Inc.
1.	Fee for attendance in connection with a failure of supply where the fault was found to be internal	R 208.30	R 217.68	4.50%
2.	Fee for testing (a) fee for testing and inspection of an installation (other than bona fide shock or fault of a serious nature)			
	(i) Single dwelling unit			
	First visit inspection	R1001.74	R1046.82	4.50%
	Subsequent visits/inspections	R 499.26	R 521.72	4.50%
	(ii) Any other installation	Actual Cost	Actual Cost	
	(b) fee for inspection of meter box upon certification by electrical contractor that a meter box is ready for inspection			
	(i) First inspection	No Charge	No Charge	
	(ii) Any subsequent inspection	R 352.44	R 368.30	4.50%
3.	Fee for testing accuracy of meter			
	(a) Single-phase where customer insist on testing	Actual Cost+10%	R 660.66	New
	(b) Three – phase where customer insist on testing	Actual Cost +10%	R 927.74	New
	(c) Maximum demand Meter	Actual Cost+10%	R2 263.13	New
4.	Fee for testing accuracy of tariff mcb			
	(a) Single-phase service (Where the discrepancy found is greater than 10%, the customer is not charged)	R 539.17	R 563.43	4.50%
	(b) Three-phase service (Where the discrepancy found is greater than 10%, the customer is not charged)	R 765.86	R 800.32	4.50%
5.	Fee for change of tariff mcb			
	(a) Single-phase service (any one change within the 12 month period is free)	R 168.54	R 176.13	4.50%
	(b) Three-phase	R 168.38	R 175.96	4.50%
6.	Fee for checking meter reading	R 168.70	R 176.29	4.50%
7.	Accounting Charge	R 199.09	R 208.05	4.50%

INFRASTRUCTURE SERVICES

Electricity Management

	2019/20 Excl. Vat	2020/21 Excl. Vat	Inc.
First stage disconnection of electricity by removal of jumper at the meter box as requested by customer			
*Second stage disconnection of electricity as requested by customer in the manner detailed below			
Disconnection from Pole	R 754.76	R 788.72	4.50%
Disconnection from CDU	R 628.96	R 657.27	4.50%
Disconnection from Tee Joint	R1509.51	R1577.44	4.50%
*Final stage disconnection of electricity by removal of whole Service as requested by customer			
Disconnection by removal of overhead cables from pole to the house	R1509.51	R1577.44	4.50%
Disconnection by cutting and removing the service cable from CDU to the boundary	R1509.51	R1577.44	4.50%
Disconnection by cutting and removing the service cable from Tee Joint to the boundary	R1509.51	R1577.44	4.50%
*Reconnection of electricity (after first stage disconnection) by replacement of jumper as requested by customer			
*Reconnection of electricity (after 2 nd stage disconnection) as requested by customer by doing the following			
Reconnection from Pole	R1006.34	R1051.63	4.50%
Reconnection from CDU	R 880.55	R 920.17	4.50%
Reconnection from Tee Joint	R2012.68	R2103.25	4.50%
*Reconnection of electricity after the final stage disconnection- NEW SERVICE INSTALLATION APPLIES			
Electricity Service retention monthly fee			
Single phase domestic	R116.37	R121.61	4.50%
3 phase domestic	R181.83	R190.01	4.50%
Single phase domestic	R128.84	R134.64	4.50%
3 phase business	R238.36	R249.09	4.50%
Bulk Account	R562.86	R588.19	4.50%
Installation audit as requested by the customer	R503.17	R525.81	4.50%
Special Reconnection Fee-To be executed within 3hrs of request	R880.55	R920.17	4.50%

Notes

- The disconnection all only be actioned after an application has been filled and the customer paid the fee upfront
- The disconnection shall be actioned after 48 hours of request being made and payment received
- The onus of ensuring that the meter, meter room and or the property is accessible to conduct the work lies with the customer
- Should the official find the property inaccessible, the cost for the activity shall be charged and not returned
- Only the customer or his/her duly authorized person shall indemnify the Municipality for any legal contraventions pertaining to Human settlements disputes
- Customers who request first and second stage disconnections shall still be liable for monthly electricity service Retention fees
- Customers who request first and second stage disconnections shall still be responsible for tampering fees and illegal consumption should they or property occupants tamper with the electricity installation
- Customers who request final stage disconnections shall not be liable for monthly electricity service retention fees, however when they want the service in the future, they shall be subjected to new application processes, timelines and capacity availability.
- The installation shall be audited prior to effecting the disconnection as requested by the customer, the installation shall be audited again prior to the reconnection as requested, the customer shall be charged for tampering if it is found during these instances.
- Should the customer or his/her duly authorized representative refuse to pay the monthly electricity service retention, the installation may be removed completely and the customer be required to make new application when the supply is required.
- After each activity, disconnection or reconnection as per customer request, the authorized official shall leave the installation audit certificate indicating the status of the installation as at the date installation is disconnected/reconnected.
- The special reconnection fee will be charged on top of all other fees already charged for the disconnection, this fee must be paid upfront and a special reconnection fee form signed and provided to the municipality, should the reconnection be done after 3 hours, this fee shall fall away.

INFRASTRUCTURE SERVICES
Electricity Management

Key Tariff Rules applicable to Domestic Tariffs

1. Customer is allowed one free MCB change per 12 months period, however a customer who is reducing the MCB needs to understand that any future request for MCB size increase may attract MCB size increase fees and shall be subject to availability of such demand in that network.
2. Customers are allowed to migrate from credit to prepaid but if the customer has chosen to do so, the same customer will not be allowed to migrate back to credit - this is due to the fact that the Municipality is intending to phase out credit system and migrate all customers to prepaid system. Therefore the customer should do their analysis properly before an application to migrate is lodged with the Municipality.
3. The supply provided as per the application for new supply or for an upgrade will only be changed after 12 months of taking supply, the application for a downgrade of MCB within the first 12 months of taking supply may not be entertained.
4. The act of scratching the MCB, replacing Municipal MCB with other MCBs and any other interference with the MCB is regarded as tampering, any customer who's MCB has been found to be scratched, replaced with other MCBs, or interfered with in any way will be dealt with in terms of Debt collection and Credit control Policy and Electricity Bylaws.
5. Any domestic supply that takes supply greater than 70 kVA shall be classified as large power user and be charged a standard tariff of either C Scale or TOU. There shall be no concession on this matter.

Key Tariff Rules applicable to Non Domestic Tariffs

1. All customers who are on tariffs with Demand Charge, will only be allowed one Maximum Notified Demand [MND] change per 12 months period, however the peak demand recorded will run for 12 months.
2. The MND supplied with application for new supply or for an upgrade will only be changed after 12 months of taking supply, the application for a downgrade of MND within the first 12 months of taking supply shall not be entertained.
3. The customer who is reducing the demand for longer than 12 months needs to understand that any future request for demand shall attract demand increase fees and will be subject to availability of such demand.
4. Each request for demand increase or decrease shall be investigated, upon receipt of written application from the customer, the response shall be given to the customer in writing with conditions for such change of scale, and where cost are applicable.
5. Any Customer whose Maximum Notified Demand [MND] exceeds the contracted NMD for more than one month without making application to Electricity to upgrade the supply [to increase NMD], will be charged 20% more for the extra demand until the application is processed and electricity department offers to increase MND after all the relevant fees are paid and works where necessary. The Municipality reserves the right to cut the supply off after warnings has been issued and not adhered to.
6. The minimum demand charge per month payable by the consumer shall be an amount calculated as aforesaid on the basis of 70% of the highest of the previous twelve months highest maximum in kVA, whichever is the higher maximum demand in kVA notified to the City Electrical Engineer by the consumer or 70%.
7. All customers will be allowed one tariff scale change for any 12 months period and such change will run for full 12 months before any tariff change is allowed. No tariff change will be allowed from TOU to any other tariffs.
8. Reactive energy charge: A charge for all reactive energy which exceed 30% of the real energy (kWh) per half hour period in the peak and standard period's only (c/kvarh).

INFRASTRUCTURE SERVICES
Water Distribution and Sanitation Management
Water Management

		2019/20	2020/21	Inc.
		Excl. Vat	Excl. Vat	
<u>Water Supply Tariffs</u>				
1.	Scale 2 (1) – Domestic			
	Basic Charge	R 22.41	R 23.41	4.50%
	0kl to 6kl	R 76.54	R 83.43	9.00%
	2 (2) – Domestic			
	7kl to 30kl per kl	R 25.75	R 28.07	9.00%
	2 (3) – Domestic			
	31kl to 60kl per kl	R 44.51	R 48.52	9.00%
	2 (4) _Domestic			
	61kl and over per kl	R 51.95	R 56.63	9.00%
	2 (5) _Domestic			
	Flat rate (unmetered households)	R 114.42	R 124.72	9.00%
	Indigent Benefit - Domestic Water supply only: Qualifying indigent consumers will receive the first 6kl's of water free			
2.	Scale 3A – Flats, Simplexes			
	Basic Charge	R 22.41	R 23.41	4.50%
	Unit	R 24.28	R 26.46	9.00%
3.	Scale 3B – Flats (Non-Rateable)			
	Basic Charge	R 22.41	R 23.41	4.50%
	Unit	R 33.40	R 36.41	9.00%
4.	Scale 4A (1) – Commercial			
	Basic Charge	R 37.34	R 39.02	4.50%
	0 - 30 kl per kl	R 27.18	R 29.62	9.00%
	4A (2) – Commercial			
	31kl to 60kl per kl	R 30.29	R 33.01	9.00%
	4A (3) – Commercial			
	61kl to 100kl per kl	R 35.54	R 38.73	9.00%
	4A (4) – Commercial			
	101kl and over per kl	R 27.18	R 29.62	9.00%
5.	Scale 4B – Commercial (Non-Rateable)			
	Basic Charge	R 37.34	R 39.02	4.50%
	Unit	R 33.52	R 36.54	9.00%
6.	Scale 5 – Builders, Construction Sites			
	Basic Charge	R 37.34	R 39.02	4.50%
	Unit	R 33.98	R 37.04	9.00%
	Flat Rate - Unmetered Fire Mains	R 286.06	R 311.80	9.00%
7.	Scale 6 – Religious Organisations			
	Basic Charge	R 37.34	R 39.02	4.50%
	Unit	R 26.95	R 29.37	9.00%
8.	Scale 7 – Registered Welfare & Charitable Institutions & certain sporting Bodies which are exempted from payment of rates. Including such organizations & institutions exempted by the City Council.			
	Basic Charge	R 37.34	R 39.02	4.50%
	Unit	R 26.95	R 29.37	9.00%
9.	Scale 8 – Municipal Departments			
	Unit	R 25.73	R 28.05	9.00%
10.	Rates that will be applied for the supply and delivery of potable water per km as per any written agreement:			
	Rate per km		Vehicle Capacity	
	R16.12		6 kl	
	R18.53		12 kl	
	R20.95		18 kl	
11.	The invoice will include the rates for the supply of potable water as reflected in 10 above. In addition, the invoice will be inclusive of the billing for water based on the applicable scale of water delivered during the relevant billing cycle.			

INTEREST RATE

1.	Interest rate per annum (calculated on daily outstanding balance)	11.25%	7.25%
----	---	--------	-------

INFRASTRUCTURE SERVICES
Water Distribution and Sanitation Management
Sewerage Tariffs

		2019/20 Excl. Vat	2020/21 Excl. Vat	Inc.
Based on the relevant Water Scale Sewerage Tariffs				
1.	Scale 2 – Domestic/House	R 163.01	R 170.35	4.50%
2.	Multipurpose Property (Applicable to properties utilised for multiple purpose as per the rates category of property)	R 183.80	R 192.07	4.50%
3.	Scale 3A – Flats/Simplexes per kl (From 2018/19 ALL Flats/Simplexes on Scale 3A will be charged on 80% of water consumed)	R 8.65	R 9.04	4.50%
4.	Scale 4A – Business/Commercial per kl			
	0 – 400	R 8.84	R 9.24	4.50%
	401 - 1000	R 8.25	R 8.62	4.50%
	Greater than 1000 (From 2018/19, the maximum tariff is no longer applicable)	R 6.82	R 7.12	4.50%
5.	Vacant Land	R 163.01	R 170.35	4.50%
6.	Scale 6 – Worship Places	R 310.99	R 324.99	4.50%
7.	Scale 8M – Municipal Departments per kl	R 8.84	R 9.24	4.50%
8.	Scale 3c, 4c, 7c – Registered Welfare & Charitable Institutions & certain Sporting Bodies which are exempted from payment of rates. Including such organizations & institutions exempted by the City Council - per kl	R 8.84	R 9.24	4.50%
9.	Qualifying indigent consumers will receive 100% rebate in respect of the applicable charge.			

INTEREST RATE

1.	Interest rate per annum (calculated on daily outstanding balance)	11.25%	7.25%
----	---	--------	-------

INFRASTRUCTURE SERVICES
Water Distribution and Sanitation Management
Water Services Bylaw Tariffs

	2019/20 Excl. Vat	2020/21 Excl. Vat	Inc.
<u>Sewer Connections</u>			
In all cases the connection into the Corporate Sewer shall be undertaken by the Senior Manager at the expense of the owner of the premises to be connected or his authorised agent. The Senior Manager shall decide the type and diameter of the pipe to be used for the connection.			
Except where otherwise authorised, the work shall be charged at the following tariffs:			
1. Connection fees payable in terms of bylaw 23(3) b:			
(a) 100mm pipes	R 3 947.92	R 4 125.58	4.50%
(b) 150mm pipes minimum charge [cost plus 10%]	R 7 225.08	R 7 550.21	4.50%
(c) 200mm pipes minimum charge [cost plus 10%]	R 8 336.63	R 8 711.78	4.50%
The tariffs payable in terms of this item are subject to the provision that –			
(i) where it is necessary to include such items as manholes, or other means of access to the connection, special pipes or any other works which may be peculiar to the connection, such additional work shall be to the expense of the owner of the premises to be connected or to his authorized agent, and such additional work shall be charged at full cost plus 10% administration charges, and	Cost plus 10% Admin. Charge	Cost plus 10% Admin. Charge	
(ii) where a connection is required for a property within the central area other than a single residential dwelling, such connection shall be charged at full cost plus 10% administration charges with a minimum charge equal to the relevant tariff set out in this item.	Cost plus 10% Admin. Charge	Cost plus 10% Admin. Charge	
2. Miscellaneous Fees The following miscellaneous fees shall be payable to the Council in accordance with the provisions of these bylaws:			
(a) Clearing of internal drain and sewer blockages during normal working hours.	R 1 073.22	R 1 121.52	4.50%
(b) (i) Clearing of septic tanks within the Council's area of jurisdiction (ii) Clearing of septic tanks outside Council's area of jurisdiction (Minimum deposit R1000.00)	R 2 184.77 Cost plus 10%	R 2 283.09 Cost plus 10%	4.50%
(c) Clearing of conservancy tanks during normal working hours for non-residential property (per load)	R 689.93	R 720.98	4.50%
(d) Clearing of conservancy tanks during normal working hours for residential property (per load)	R 344.96	R 360.49	4.50%
(e) Clearing of pit latrines	R 344.96	R 360.49	4.50%
(f) Clearing of pit latrines monthly tariff	R 53.66	R 56.08	4.50%
3. The charge to be levied by the Council iro. conveyance and treatment of trade effluent discharged into its sewers from manufacturing premises shall be assessed in accordance with the following formula:			
(i) Cost [c/k] = 1,036 [Ave COD – 350]	0.977	1.021	4.50%
(ii) The volume of effluent discharged being a fixed percentage of their monthly water consumption, such percentage being mutually agreed upon by the industry concerned and Umgeni Water.			
(iii) The average COD value used shall be determined from the average of previous six months COD results taken by Umgeni Water.			
(iv) Where an industry's monthly effluent sample is found to exceed the limits set out in the Water Services By-Laws, a charge will be levied for a re-inspection of the premises and re-sampling of the effluent within a two week prescribed period.	R 1 381.82	R 1 444.00	4.50%

INFRASTRUCTURE SERVICES
Water Distribution and Sanitation Management
Water Supply Bylaw Tariffs

	2019/20 Excl. Vat	2020/21 Excl. Vat	Inc.
1. When an owner or a consumer desires the services of the Council for the closing down or turning on of the water from a Council Control valve to a fire supply consequent upon alterations, repairs or otherwise to the system, application shall be made for such service to the Council and the applicant shall pay in advance to the Council a fee of R656.91 for both the closing down and turning on of water by the Council. Fees payable ito Bylaw 30.	R 628.62	R 656.91	4.50%
NOTE When it is necessary icw the repairs of any consumer's pipes or fittings that the water should be turned off at the mains, the consumer's plumber shall inform the Engineer who will give him notice of the day and hour that the water will be off, and upon the water being turned off, the plumber shall carry out the necessary repairs forthwith and complete same as expeditiously as possible.			
2. The Council is empowered summarily to cut off the water supply of any consumer whose account for water is overdue or who has contravened any of these Bylaws, without prejudice to any penalties which may be recoverable under the Bylaws, and the Council may recover the fee provided in Subsection (b) of this Bylaw and any further sum or sums due by the consumer.			
(a) When the water supply to any consumer has been cut off under this Bylaw, or is turned off at the owner's or consumer's request for the purposes other than repairs by an authorized plumber, a disconnection fee of R1122.92 will be charged when the property is situated inside the Council's area and a disconnecting fee of R1122.92 will be charged when the property is situated outside the area of the Council, which fees will be payable by the owner or consumer, as the case may be, upon demand. Fees payable ito Bylaw 32.	R 1 074.56	R 1 122.92	4.50%
(b) When the water supply to any consumer has been cut off under this Bylaw, the Council may, at its discretion, on payment in full of the overdue account and the disconnecting fee and a further fee for reconnection of R1122.92 the property is situated within the area of Council or R1122.92 if the property is situated outside the area of the Council, reconnect the supply to such premises. Fees payable ito Bylaw 32	R 1074.56	R 1122.92	4.50%
(c) Water Restriction Washer			
Installation	R 371.21	R 387.92	4.50%
Removal	R 395.63	R 413.44	4.50 %
(d) Surcharge raised for the reinstatement of domestic services that have been removed for tampering (including where a meter has been removed and/or bypassed by an occupier/owner):			
First offence	R 18 247.29	R19 068.42	4.50%
Second offence	R 27 370.93	R 28602.62	4.50%
Third or subsequent offence	R 45 618.22	R 47671.04	4.50%
(e) Surcharge raised for the reinstatement of Business services that have been removed for tampering (including where a meter has been removed and/or bypassed by an occupier/owner):			
First offence	R 456 182.22	R476710.42	4.50%
Second offence	R 547 418.66	R 572052.50	4.50%
Third or subsequent offence	R 912 364.43	R 953420.83	4.50%
(f) Tampering with Water Meters or Metering Installations: Domestic & Business			
Reconnection Fee	R 557.23	R 582.31	4.50%
Disconnection Fee	R 557.23	R 582.31	4.50%
Back dated consumption (calculated based on estimated tampering period)			

INFRASTRUCTURE SERVICES
Water Distribution and Sanitation Management
Water Supply Bylaw Tariffs

	2019/20 Excl. Vat	2020/21 Excl. Vat	Inc.
3. (a) Except where other competent arrangements have been agreed upon, the tariff for connection to the water main shall be as follows [fees payable to Bylaw96]:			
(i) In Council's area of jurisdiction – Diameter of supply pipe			
15mm (Vulindlela)	R 1 094.04	R 1 143.28	4.50%
15mm	R 3 143.10	R 3 284.53	4.50%
20mm	R 6 949.98	R 7 262.73	4.50%
25mm	R 9 245.54	R 9 661.59	4.50%
50mm	R 14 500.00	R 15 152.50	4.50%
80mm	R 26 260.23	R 27 441.94	4.50%
100mm	R 36 991.82	R 38 656.45	4.50%
150mm	R 42 036.15	R 43 927.78	4.50%
(ii) Outside Council's area of jurisdiction – In all cases – cost of labour and materials plus 10% supervision on total cost			
(iii) Where an application is made for more than one connection for the same property a discount of 25% be given on the smaller connections, subject to the following –			
(a) the application be made at the same time.			
(b) the positions of the connections be adjacent to one another.			
(c) the applicant be ready for the connections to be done at the same time.			
(iv) Removal of Connections Moving of connection from one position to another shall be charged at actual cost.			
Where a meter has been temporarily removed at the request of the owner, the cost of replacing the meter at a later date will be	R 1 139.69	R 1 190.97	4.50%
(v) Removal or By-passing meters Where a meter has been removed and/or bypassed by an occupier/owner, a fee shall be charged for the replacement of the meter.	R 1 970.03	R 2 058.68	4.50%
(vi) Fee for attendance at the applicant's site at time notified by applicant where it is not possible to make the connection due to the applicants pipe-work not being ready for connection.	R 628.62	R 656.91	4.50%
4. The following shall be the charges for the testing of meters and testing and stamping of taps and fittings in accordance with these Bylaws:			
(a) Testing Meters			
(i) for testing meters from 15mm up to and including 25mm supplied by the Council R859.03 , provided that where the meter shows an error of more than 3% fast a refund of R859.03 will be made to the consumer concerned.	R 822.04	R 859.03	4.50%
(b) Hydrant/Flow Pressure Tests The charge for a flow pressure test on a hydrant shall be R576.68 for a test and a further R675.21 for each and every subsequent test requested.	R 646.13	R 675.21	4.50%

SUSTAINABLE DEVELOPMENT & CITIES DEVELOPMENT
Town Planning and Environmental Management
Town Planning Tariffs

	2019/20	2020/21	Inc.
	Excl. Vat	Excl. Vat	
1. General			
(a) Zoning Certificate	R 77.71	R 81.21	4.50%
(b) Zoning Map	R 47.82	R 49.97	4.50%
(c) Land Use Map	R 47.82	R 49.97	4.50%
2. Consent Users			
(a) Consent	R 1 793.27	R 1 873.96	4.50%
(b) Medium Density Housing (Plus R587.64 per unit)	R 2 391.02	R 2 498.62	4.50%
(c) Bed and Breakfast/Guest House/Boarding House	R 2 391.02	R 2 498.62	4.50%
(d) Creche (per number of children)			
12 - 20	R 2 151.92	R 2 248.76	4.50%
21 - 30	R 2 809.45	R 2 935.87	4.50%
31 and more	R 4 214.17	R 4 403.81	4.50%
3. Formal Authority			
(a) Tuck-shop in all areas	R 1 195.51	R 1 249.31	4.50%
(b) Tavern in all areas	R 1 195.51	R 1 249.31	4.50%
(c) Home Activity in all areas	R 280.94	R 293.59	4.50%
4. Relaxation of Scheme Controls			
(Only where applicable in terms of the Scheme)			
(a) For residential purposes	R 597.76	R 624.65	4.50%
(b) For Non-Residential Purposes	R 1 195.51	R 1 249.31	4.50%
(c) Relaxation of building line/side or rear space (basic fee where full consent application is waived)	R 280.94	R 293.59	4.50%
5. Material change to an application			
(a) Material change to an application 50% of the applicable application fee including Vat			
6. Multiple applications			
(a) Multiple Applications 75% of each individual application applies including Vat			
7. Zoning/Rezoning/Scheme Incorporations/Amendments			
(a) Zoning/Rezoning of land in all areas	R 2 988.78	R 3 123.27	4.50%
(b) Amendments to Scheme	R 2 988.78	R 3 123.27	4.50%
8. Removal of a Title Deed Restriction			
(a) Removal of a restriction for residential purposes	R 1 793.27	R 1 873.96	4.50%
(b) Removal of restrictions for non-residential purposes	R 2 151.92	R 2 248.76	4.50%
9. Development of land outside the scheme			
(a) Residential			
Under 0.5 ha	R 2 151.92	R 2 248.76	4.50%
Above 0.5 ha	R 2 391.02	R 2 498.62	4.50%
(b) Non-Residential			
Under 0.5 ha	R 2 988.78	R 3 123.27	4.50%
1 ha - 5 ha	R 5 618.90	R 5 871.75	4.50%
5 ha - 10 ha	R 8 368.57	R 8 745.16	4.50%
10 ha and above	R11 237.80	R11743.50	4.50%
10. Closure of Roads and Open Spaces			
(a) Closure of Road/Open Space	R 2 988.78	R3 123.27	4.50%
11. Amendment/Phasing/Cancellation of Layout			
(a) Amendment	R 2 988.78	R 3 123.27	4.50%
(b) Phasing	R 2 988.78	R 3 123.27	4.50%
(c) Cancellation	R 2 988.78	R 3 123.27	4.50%
12. Subdivisions and Consolidations			
(a) As per Land Survey Tariff			
13. Fines and Penalties			
(a) Authorisation of an unlawful activity resulting in a Municipal Consent	R 8 427.00	R 8 806.22	4.50%
(b) Authorisation of an unlawful activity resulting in all other Activities that require municipal approval in terms of the Municipal SPLUM Bylaws	R16854.00	R17612.43	4.50%
14. Appeals			
(a) Lodging of an Appeal (per appeal memorandum) all inclusive	R2809.00	R2 935.41	4.50%
15. Public Hearings			
(a) Advert costs for Public Hearing by Municipal Planning Approval Authority	R6 360.00	R 6 646.20	4.50%

SUSTAINABLE DEVELOPMENT & CITIES DEVELOPMENT
Town Planning and Environmental Management
Land Survey

		2019/20 Excl. Vat	2020/21 Excl. Vat	Inc.
Copies and Subdivision of Land Tariffs				
1.	(i) Search Fee (Excluding Locality Sketches & Site Plans)	R 25.22	R 26.35	4.50%
	(ii) Copies of documents (per copy)			
	(aa) A4	R 5.36	R 5.60	4.50%
	(bb) A3	R 8.04	R 8.41	4.50%
	(cc) A1	R 75.27	R 78.65	4.50%
	(dd) A0	R 108.79	R 113.69	4.50%
2.	Subdivisions and Consolidation of Land: Application and Approval in terms of the KZN Planning and Development Act No. 6 of 2008			
	a. Up to 10 pieces of land:			
	Basic fee	R 668.92	R 699.02	4.50%
	Plus, per subdivision + Remainder	R 312.60	R 326.67	4.50%
	b. Over 10 pieces of land:			
	Basic fee	R 1 857.96	R 1 941.56	4.50%
	Plus, per subdivision + Remainder	R 156.36	R 163.40	4.50%
	Provided that in respect of subdivisions for Government-subsidised Townships for low-income Housing Projects			
	Basic fee	R 292.85	R 306.03	4.50%
	Plus, per subdivision + Remainder	R 29.80	R 31.14	4.50%
	c. Additional trips to site to inspect compliance with conditions imposed, over and above initial trips, based on radial distance from City Hall:			
	Radius up to 5km	R 168.28	R 175.86	4.50%
	Radius up to 10km	R 271.12	R 283.32	4.50%
	Radius up to 15km	R 366.13	R 382.60	4.50%
	Radius up to 20km	R 439.40	R 459.17	4.50%
	Radius up to 25km	R 595.64	R 622.44	4.50%
	Radius over 25km	R 678.73	R 709.27	4.50%
	d. Consolidations			
	Basic fee	R 338.81	R 354.05	4.50%
	Plus, per component	R 84.69	R 88.51	4.50%
3.	Certification of Copies of Documents Basic Fee	R 114.75	R 119.92	4.50%
4.	Applications for relaxation of municipal omnibus servitudes Basic Fee	R 338.81	R 354.05	4.50%
5.	Applications for Removal of Title Deed Restrictions These charges will be applied as per the charges reflected in the Town Planning Tariffs			

Note:

- a. The approved tariffs in respect of Geographic Information Systems are as reflected in item 2. (ii)
– Supply of Digital Data, and are similarly applicable.
- b. **Advertisement of Applications for road closures and PDA applications where necessary.**
Advertisement costs shall be borne by the applicant. Upon confirmation of the application being complete and the 14 day acknowledgement period having lapsed, the Development Services Unit shall, within a period of fourteen (14) working days, supply the applicant with a text of the notice to be advertised in the two official languages of the region, which the applicant shall place in the Local Newspaper at their cost, and serve copies thereof on affected property owner's as directed by the **Senior Manager: Town Planning and Environmental Management**.

SUSTAINABLE DEVELOPMENT & CITIES DEVELOPMENT
Town Planning and Environmental Management
Geographical Information Systems

		2019/20		2020/21		Inc.
		Excl. Vat		Excl. Vat		
1.	Plotting of Digital Data:					
	Paper Size					
	A4	R 39.36		R 41.13		4.50%
	A3	R 47.23		R 49.36		4.50%
	A2	R 62.97		R 65.81		4.50%
	A1	R 78.72		R 82.26		4.50%
	A0	R 102.33		R 106.94		4.50%
	Paper Size					
	A4	R 47.23		R 49.36		4.50%
	A3	R 62.97		R 65.81		4.50%
	A2	R 102.53		R 106.94		4.50%
	A1	R 188.92		R 197.42		4.50%
	A0	R 362.10		R 378.40		4.50%
2	Supply of Digital Data:					
	(i) Digital Orthphotos					
	per 1:10 000 Cut into 8 blocks of the original	R 39.36		R 41.13		4.50%
	per 1:5 000 sheets	R 157.44		R 164.52		4.50%
	per 1:10 000	R 314.87		R 329.04		4.50%
	(ii) Other digital data (zipped file)					
	Minimum Search fee	R 81.87		R 85.55		4.50%
	Per half hour thereafter	R 41.33		R 43.19		4.50%
	Complete data set	R1 653.07		R1 727.46		4.50%
	(iii) Cost of Digital Medium (CD)	R 7.87		R 8.23		4.50%



SUSTAINABLE DEVELOPMENT & CITIES DEVELOPMENT
Town Planning and Environmental Management
Building Control

	2019/20 Excl. Vat	2020/21 Excl. Vat	Inc.
The following amended tariffs are for the Msunduzi Municipality excluding Less Formal Townships and any other area declared by the Msunduzi Municipality			
1. Building plan submission fees			
(a) Preliminary building plans submitted for scrutiny and comment, 25% of the normal plan approval fee as detailed below.			
(b) Plans for new buildings or additions to buildings submitted;			
i) For the first 20 m ²	R 503.12	R 525.76	4.50%
ii) Each additional 10 m ² exceeding 20 m ² up to and including 5000 m ²	R 125.31	R 130.95	4.50%
iii) For each additional 10 m ² over 5000 m ² up to and including 15000 m ²	R 52.37	R 54.73	4.50%
iv) For each additional 10 m ² over 15 000 m ²	R 35.54	R 37.14	4.50%
v) Minimum charge	R 503.12	R 525.76	4.50%
(c) Minor Building Work	R 261.85	R 273.63	4.50%
(d) Approval-in-Principle (non-refundable)	25% of Building Plan Fee	25% of Building Plan Fee	
(e) Alterations ½% of estimated cost (0,005 x estimated cost) - minimum charge	R 503.12	R 525.76	4.50%
(f) Swimming Pools - minimum charge	R 261.85	R 273.63	4.50%
(g) Drainage - minimum charge only	R 503.12	R 525.76	4.50%
(h) Petrol, Diesel & Gas Installations - minimum charge only	R 503.12	R 525.76	4.50%
(i) Temporary Buildings & Structures For every 50 m ² (or part thereof)	R 211.35	R 220.86	4.50%
(j) Pre-Cast Concrete Boundary Fences Precast concrete boundary walls not adjacent to a road boundary and not exceeding 1,8 metres in height shall be exempt from the need for the submission of sketch plans or the payment of a fee	Exempt	Exempt	
Precast concrete boundary walls not adjacent to a road boundary but exceeding 1,8 metres in height shall require the submission of an application with sketch plan and the payment of fee of	R 261.85	R 273.63	4.50%
Precast concrete boundary walls adjacent to a road and not exceeding 1,5 metres in height shall be exempt from the need for the submission of plans or the payment of a fee	Exempt	Exempt	
Precast concrete boundary walls adjacent to a road and which exceed 1,5 metres in height shall be subject to the submission of application forms, building plans and payment of a fee calculated at half a percent of the value of the fence with a minimum fee of	R 137.42	R 143.60	4.50%
(k) Application fee for processing of Demolition applications	R 230.05	R 240.40	4.50%
(l) Application fee for the substitution of a plan during the approval process	R 211.35	R 220.86	4.50%

SUSTAINABLE DEVELOPMENT & CITIES DEVELOPMENT
Town Planning and Environmental Management
Building Control

	2019/20 Excl. Vat	2020/21 Excl. Vat	Inc.
2. Hoarding			
Deposit - Per frontage of 10m (or part thereof)	R 4 872.21	R 5 091.46	4.50%
Rental - Per frontage of 10m (or part thereof) per week	R 230.05	R 240.40	4.50%
3. Tariff for the purposes of Bylaw 209 (encroachments)			
(a) Balconies			
i) For any balcony which is not used for living or business purposes, the charge shall be R148.54 per 10 m ² or part thereof per year	R 142.15	R 148.54	4.50%
ii) For any balcony which is not more than 75% enclosed and attached to business premises but not used for business purposes, the charge shall be R275.41 per 10 m ² or part thereof per year.	R 263.55	R 275.41	4.50%
iii) For any balcony used for the purpose of a licensed business the charge shall be R710.21 per 10 m ² or part thereof per year	R 679.63	R 710.21	4.50%
(b) Verandahs			
i) For any verandah per year	R 142.15	R 148.54	4.50%
ii) Where any structure is both a verandah and a balcony within the meaning of these bylaws the owner shall in respect of such structure pay the charges in terms of these bylaws for a verandah and a balcony.			
(c) Other Projections (per year)			
i) Posts or columns at street level	R 142.15	R 148.54	4.50%
ii) Bay windows per 0.1 m ² of such projection on plan	R 142.15	R 148.54	4.50%
iii) Pavement lights or openings per 0.5 m ² or part thereof	R 142.15	R 148.54	4.50%
iv) Showcases per 0.1 m ² on plan	R 142.15	R 148.54	4.50%
v) Sunblinds each	R 142.15	R 148.54	4.50%
vi) Cellars under pavements per 0.5 m ²	R 142.15	R 148.54	4.50%
vii) Any other projection	R 142.15	R 148.54	4.50%
4. Building plans			
(a) Search fees	R 26.18	R 27.36	4.50%
(b) Copies of documents (per copy)			
i) A4	R 5.36	R 5.60	4.50%
ii) A3	R 8.04	R 8.41	4.50%
(c) Copies of building plans (per copy)			
i) A4	R 17.92	R 18.73	4.50%
ii) A3	R 32.86	R 34.34	4.50%
iii) A2	R 62.74	R 65.56	4.50%
iv) A1	R 76.18	R 79.61	4.50%
v) AO	R 108.48	R 113.36	4.50%
vi) Copied to memory stick	R 32.86	R 34.34	4.50%
vii) Copied to CD	R 62.74	R 65.56	4.50%
viii) To search for and prepare a record for disclosure, for each hour or part thereof excluding the first half hour.	R 37.41	R 39.09	4.50%

SUSTAINABLE DEVELOPMENT & CITIES DEVELOPMENT
Town Planning and Environmental Management
Building Control

		2019/20 Excl. Vat	2020/21 Excl. Vat	Inc.
PLAN SUBMISSION FEES FOR MASS HOUSING TOWNSHIPS AND ANY OTHER AREA DECLARED BY THE MSUNDUZI MUNICIPALITY				
1.	Building Plans			
	(a) Preliminary plans submitted for scrutiny and comment	R 106.05	R 110.82	4.50%
	(b) 20 m ² - 30 m ²	R 106.05	R 110.82	4.50%
	(c) 30 m ² - 40 m ²	R 137.42	R 143.60	4.50%
	(d) 40 m ² - 50 m ²	R 160.85	R 168.09	4.50%
	(e) 50 m ² - 60 m ²	R 188.90	R 197.40	4.50%
	(f) 60 m ² - 70 m ²	R 261.85	R 273.63	4.50%
	(g) 70 m ² - 80 m ²	R 355.36	R 371.35	4.50%
	(h) for the alteration of any building which does not increase the floor area thereof	R 106.05	R 110.82	4.50%
	(i) application fee for the erection of a minor building work as defined in the National Building Regulations	R 106.05	R 110.82	4.50%
	(j) permission for the erection of temporary buildings may be granted upon payment of a charge of R110.82 for each 50 m ² or part thereof. Such permission shall be valid for twelve months, but may be renewed for further periods of twelve months upon payment of charges at the same rate.	R 106.05	R 110.82	4.50%
2.	Precast concrete boundary walls			
	(a) precast concrete boundary walls not adjacent to a road boundary but exceeding 1,8 metres in height shall require the submission of an application with sketch plan but exempt from the payment of a fee	Exempt	Exempt	
	(b) precast concrete boundary walls adjacent to a road boundary and not exceeding 1,5 metres in height shall be exempt from the need for the sub-mission of sketch plans or the payment of a fee.	Exempt	Exempt	
	(c) precast concrete boundary walls adjacent to a road and which exceed 1,5 metres in height shall be subject to the submission of application forms, building plans and payment of a fee calculated at half a per cent of the value of the fence with a minimum fee of	R 106.05	R 110.82	4.50%
3.	Building plan search fee	R 26.18	R 27.36	4.50%

SUSTAINABLE DEVELOPMENT & CITIES DEVELOPMENT
Town Planning and Environmental Management
Building Control – Advertising Signage

	2019/20 Excl. Vat	2020/21 Excl. Vat	Inc.
A. Application Fees and Deposits for a License/Permit for Outdoor Advertising			
Every person who applies to Council for its approval or permission shall on making application pay to the Council the charge determined therefore and no application shall be considered until such charge has been paid;			
The charges are set out below:			
1. A non-refundable application fee must be tendered with each application (whether on privately-owned or Council-owned property). Application fees per sign shall be levied for sign types A (Billboards), B (Ground Signs), C (Wall Signs), D (Roof Signs), and E (Verandah, Balcony, Canopy and Under-Awning Signs) as follows:			
NB! Application fees for billboards and ground signs will be per sign face.			
(a) Council-owned Property			
For any Billboard or Ground Sign on Council Property			
Basic Fee	R 478.20	R 499.72	4.50%
Plus the applicable fee as reflected below;			
Area of Sign			
Non Illuminated			
Application fee per sign for sign area up to 2m ²	R 141.58	R 147.95	4.50%
Application fee per sign for sign area up to 4m ²	R 194.77	R 203.54	4.50%
Application fee per sign for sign area up to 6m ²	R 272.68	R 284.95	4.50%
Application fee per sign for sign area up to 12m ²	R 384.18	R 401.47	4.50%
Application fee per sign for sign area up to 18m ²	R1 223.72	R1 278.79	4.50%
Application fee per sign for sign area up to 24m ²	R1 531.33	R1 600.24	4.50%
Application fee per sign for sign area up to 36m ²	R2 380.29	R2 487.40	4.50%
Application fee per sign for sign area over 36m ²	R4 012.36	R4 192.92	4.50%
Area of Sign			
Illuminated			
Application fee per sign for sign area up to 2m ²	R 155.74	R 162.78	4.50%
Application fee per sign for sign area up to 4m ²	R 214.93	R 224.60	4.50%
Application fee per sign for sign area up to 6m ²	R 319.70	R 334.09	4.50%
Application fee per sign for sign area up to 12m ²	R 486.26	R 508.14	4.50%
Application fee per sign for sign area up to 18m ²	R1 474.91	R1 541.28	4.50%
Application fee per sign for sign area up to 24m ²	R1 779.84	R1 859.93	4.50%
Application fee per sign for sign area up to 36m ²	R2 854.46	R2 982.91	4.50%
Application fee per sign for sign area over 36m ²	R4 364.31	R4 560.70	4.50%
Area of Sign			
Electronic			
Application fee per sign for sign area up to 2m ²	R 384.18	R 401.46	4.50%
Application fee per sign for sign area up to 4m ²	R 486.26	R 508.14	4.50%
Application fee per sign for sign area up to 6m ²	R 748.21	R 781.88	4.50%
Application fee per sign for sign area up to 12m ²	R1 474.91	R1 541.28	4.50%
Application fee per sign for sign area up to 18m ²	R2 854.46	R2 982.91	4.50%
Application fee per sign for sign area up to 24m ²	R3 758.48	R3 927.61	4.50%
Application fee per sign for sign area up to 36m ²	R3 977.44	R4 156.42	4.50%
Application fee per sign for sign area over 36m ²	R5 586.68	R5 838.08	4.50%
(c) Privately-owned Property			
(excluding National/Provincial Government)			
Application fee per sign for sign area up to 2m ²	R 454.15	R 474.59	4.50%
Application fee per sign for sign area up to 4m ²	R 908.29	R 949.16	4.50%
Application fee per sign for sign area up to 6m ²	R1 362.44	R1 423.75	4.50%
Application fee per sign for sign area up to 12m ²	R2 724.87	R2 847.49	4.50%
Application fee per sign for sign area up to 18m ²	R4 087.32	R4 271.25	4.50%
Application fee per sign for sign area up to 24m ²	R5 449.76	R5 695.00	4.50%
Application fee per sign for sign area up to 36m ²	R8 174.60	R8 542.46	4.50%
Application fee per sign for sign area over 36m ²	R7 783.17 plus R979.77 per m ²	R8 133.41 plus R1023.06 per m ²	4.50%
2. Any minor amendment to an application, considered by the duly authorized official of Council to be a minor amendment, may be submitted at a reduced application fee of R146.59 each	R 140.27	R 146.59	4.50%

SUSTAINABLE DEVELOPMENT & CITIES DEVELOPMENT
Town Planning and Environmental Management
Building Control – Advertising Signage

		2019/20 Excl. Vat	2020/21 Excl. Vat	Inc.
3.	An application fee must be tendered with each application for advertisements for sign types F (Posters, Banners and Flags excluding Election Advertisements) as follows:			
3.1	Per 25 posters or part thereof	R 283.16	R 295.91	4.50%
3.2	Per 25 posters or part thereof for events not taking place within the Msunduzi Municipal area	R 639.96	R 668.76	4.50%
3.3	Per 50 posters or part thereof	R 453.06	R 473.45	4.50%
3.4	Per 50 posters or part thereof for events not taking place within the Msunduzi Municipal area	R 1358.05	R 1419.16	4.50%
3.5	Per 100 posters or part thereof for events taking place within the Msunduzi Municipal area	R 891.97	R 932.11	4.50%
3.6	Per 100 posters or part thereof for events not taking place within the Msunduzi Municipal area	R 2716.10	R 2838.33	4.50%
3.7	Posters for extra week (additional) over and above the fourteen days	R 100.21	R 104.72	4.50%
4.	Estates Agents Boards - A non-refundable application fee (or part thereof) must be tendered with the annual application, per Agency Per annum			
4.1	1 to 5 Agents	R 1363.47	R 1424.83	4.50%
4.2	6 to 10 Agents	R 2639.04	R 2757.79	4.50%
4.3	11 to 20 Agents	R 5343.53	R 5583.99	4.50%
4.4	21 to 30 Agents	R 7963.87	R 8322.24	4.50%
4.5	31 to 50 Agents	R10477.59	R10949.08	4.50%
4.6	51 Plus Agents	R13412.14	R14015.69	4.50%
5.	A non-refundable application fee must be tendered with the annual application for Portable Boards (Sandwich Boards) or any other collapsible structure – per annum	R 712.26	R 744.66	4.50%
6.	A non-refundable application fee must be tendered with each application for Aerial Advertisements; (except where to be mounted on an aircraft). Adequate public liability insurance for the duration of display will also need to be furnished to Council's satisfaction – per annum	R 712.26	R 744.66	4.50%
7.	Transit Advertising: A non-refundable application fee as follows; must be tendered with each application for transit vehicles. A certified copy of the current vehicle registration certificate must accompany each application:			
	7.1 Annual Application Fee for trailers – per annum	R 1131.55	R 1182.47	4.50%
	7.2 Annual Application Fee for electronic trailer– per annum	R 2176.02	R 2273.94	4.50%
8.	Newspaper Headline Posters: A non-refundable application fee per annum or part thereof must be tendered with the annual application fee (from each company)	R2095.42	R 2189.71	4.50%
9.	Street Pole Advertisements - application fee (once-off) per pole	R 209.15	R 218.57	4.50%
10.	Building Wraps – Non-refundable application fee	R 1761.73	R 1841.01	4.50%

SUSTAINABLE DEVELOPMENT & CITIES DEVELOPMENT
Town Planning and Environmental Management
Building Control – Advertising Signage

	2019/20 Excl. Vat	2020/21 Excl. Vat	Inc.	
B. Rentals for Individual Outdoor Advertising Signs on Council Property				
Rental shall be charged in respect of all individual outdoor advertising signage on Council property in terms of the current Policy and Bylaws on Outdoor Advertising Signs, excluding any bulk signage erected as part of an approved project for a particular type of signage at various locations in the City.				
The minimum being as follows:				
1.	Banners—R 310.70 per week or part thereof per banner plus any costs incurred by the Council in the erection thereof (Charitable and non-profit organizations will be exempt from the above tariff, but must still tender an application.)	R 297.32	R 310.70	4.50%
1.1	Banners- for an extra week (additional) over and above the initial two weeks	R 391.51	R 409.12	4.50%
1.2	Advertising on Comrades Gantry (per week)	R 1468.21	R 1534.28	4.50%
1.3	Comrades Gantry, for out of area events	R 2346.31	R 2451.89	4.50%
1.4	Gantry for an extra week (additional) over and above the fourteen days	R 321.78	R 336.26	4.50%
2.	A fee must be tendered with each application for advertisements for sign types F (Flags excluding Election Advertisements) for fourteen days			
2.1	Flags (special event) 1-15	R 1668.01	R 1743.07	4.50%
2.2	Commercial advertising flags (per flag)	R 44.23	R 46.22	4.50%
3.	Remote Advertising Annual Rental per m ² per face	R 212.37	R 221.93	4.50%
4.	Annual Rental per m ² per face - Electronic Advertising Signs on Council property	R 693.75	R 724.97	4.50%
5.	Transit Advertising: A non-refundable rental fee			
5.1	Per Trailer per Site – per week	R 209.47	R 218.90	4.50%
5.2	Per Electronic Trailer per Site – per week	R 266.14	R 278.12	4.50%
5.3	Release of impounded vehicles - Items 1, 2 and 3 of the Traffic and Security Tariffs as contained in this document shall apply.			
6.	Street Pole Advertisements - Rental for 2 weeks per pole	R 131.40	R 137.31	4.50%
7.	Newspaper Headline Posters: A non-refundable rental fee			
7.1	A Rental fee based on the total number of display frames to be used shall be paid monthly in advance, per display frame	R 4.25	R 4.44	4.50%
8.	An encroachment fee per m ² per annum or part thereof to be paid for each sign type that encroaches over Council property.	R 142.12	R 148.52	4.50%
C. Illegal Outdoor Advertising Signs on Council Property (per advertising sign)				
1.	Registered Estates Agents boards fine	R 150.17	R 156.93	4.50%
2.	Authorised (Harzadous, worn out) Removal fee	Removal fee	Removal fee	
3.	Unauthorised Signs fine	R 1458.73	R 1524.37	4.50%
4.	Failure to remove legal posters fine	R 148.82	R 155.52	4.50%
5.	Unauthorised posters fine	R 670.37	R 700.54	4.50%
6.	Illegal trailer fine	R 1375.60	R 1437.50	4.50%
7.	Illegal electronic advertisement fine	R 6703.71	R 7005.37	4.50%
8.	Illegal Billboard fine	R 3351.85	R 3502.69	4.50%

In addition to the fines above, the actual removal fee will be charged if the advertising sign is removed at Council's cost.

SUSTAINABLE DEVELOPMENT & CITIES DEVELOPMENT
Town Planning and Environmental Management
Building Control – Wayleaves Tariffs

	2019/20 Excl. Vat	2020/21 Excl. Vat	Inc.
<u>Wayleaves Tariffs</u>			
1. Processing Fees			
a. Processing of a Wayleave Application:			
Basic (up to 1km service installation)	R 506.90	R 529.71	4.50%
Additional (per extra km or part thereof)	R 506.90	R 529.71	4.50%
Processing of application to close a road for construction purposes	R 570.26	R 595.92	4.50%
2. Exemption for tariff but not for extension of time: All Msunduzi Departments All National Departments All Provincial Departments			
3. Parking meter bays: dis-established	As determined by Municipal Traffic Department	As determined by Municipal Traffic Department	
4. Charges/Fees for the use of Public Road Reserves Basic Charge/Fee during construction: Per day	R 1195.51	R 1249.31	4.50%
5. Tariffs for extension of time beyond that approved in the Wayleave Work Permit: (without prejudice to Council's other rights or remedies in terms of the application bylaws or Wayleave Permit) Charge payable additional to Basic Charge/Fee, per day	R 597.76	R 624.65	4.50%
6. Penalties ((without prejudice to Council's other rights or remedies in terms of the applicable by-laws or Wayleave Permit: Upon inspection, any deviation from Wayleave conditions (per occasion, payable Immediately)) -	R 5977.55	R 6246.54	4.50%
7. Security Deposit (at the end of guarantee period of 12 months the security deposit shall be refunded, or the balance remaining if it has been drawn on to repair poor quality workmanship or damage to other services, shall be refunded): Proof of project Value to be submitted.	10% of project Value	10% of project Value	

SUSTAINABLE DEVELOPMENT & CITIES DEVELOPMENT
Housing Development Fund
Human Settlements

Eastwood No.1 (Econo); Eastwood No. 1 (Sub-E)
 Glenwood
 The Grange No. 1
 Northdale No. 8 (Sub-E); Northdale No. 10 (Sub-E); Northdale 7 (Econo)
 Northdale 9 (Econo); Northdale 12
 Riverbend No. 1
 Woodlands No. 3; Woodlands No. 4; Woodlands No. 8
 Sobantu - Housing
 Properties Outside Schemes

Rents for the above areas will be calculated at the prevailing market rental for a similar property in the relevant area at the time the property is allocated.

	2019/20	2020/21	Inc.
	Excl. Vat	Excl. Vat	
2. Market Rents at Council Flats			
Market Related Rentals for Council and State Funded Houses			
Willow Gardens			
Batchelor Flat rental	R 1840.40	R 1923.22	4.50%
1 Bedroom Flat rental	R 2305.62	R 2409.37	4.50%
2 Bedroom Flat rental	R 2743.17	R 2866.61	4.50%
3 Bedroom Flat rental	R 3050.16	R 3187.42	4.50%
Rental for household with a monthly income from between R0 to R3500 per month to be fixed at R500 and adjusted according to the flat size. This only applies to existing tenants. Once new BNG/RDP houses are available, they will be relocated.			
Willow Gardens			
Batchelor Flat rental	R 561.80	R 587.08	4.50%
1 Bedroom Flat rental	R 617.98	R 645.79	4.50%
2 Bedroom Flat rental	R 730.34	R 763.21	4.50%
3 Bedroom Flat rental	R 842.70	R 880.62	4.50%
Rental for household with a monthly income from between R3501 to R7500 per month be set at 25% of their household income and adjusted according to the flat size. This only applies to existing tenants.			
Erica and Nerina Flats			
2 Bedroom Flat rental	R 3 894.28	R 4 069.52	4.50%
3 Bedroom Flat rental	R 4 543.39	R 4 747.84	4.50%
Rental for household with a monthly income from between R0 to R3500 per month to be fixed at R500 and adjusted according to the flat size. This only applies to existing tenants. Once new BNG/RDP houses are available, they will be relocated.			
Erica and Nerina Flats			
2 Bedroom Flat rental	R 730.34	R 763.21	4.50%
3 Bedroom Flat rental	R 842.70	R 880.62	4.50%
Rental for household with a monthly income from between R3501 to R7500 per month be set at 25% of their household income and adjusted according to the flat size. This only applies to existing tenants.			
Gross minimum income to afford accommodation at market related rentals are as follows:- not more than 20% of income			
Willow Gardens – per month			
Batchelor Flat	R 9201.98	R 9616.07	4.50%
1 Bedroom Flat	R 11528.10	R 12046.86	4.50%
2 Bedroom Flat	R 13715.84	R 14333.05	4.50%
3 Bedroom Flat	R 15250.80	R 15937.09	4.50%
Erica and Nerina Flats – per month			
2 Bedroom Flat	R 19471.45	R20347.67	4.50%
3 Bedroom Flat	R 22716.93	R23739.19	4.50%

New Tenants – An increase based on the Valuation of Rental Stock will be applied

Notes:

- Offers of accommodation are made to applicants only where the required rental does not constitute more than 20% of the applicant's gross income in terms of Council Resolution and based on national legislation.
- The gross minimum income to qualify to be registered on Council's waiting list is R3500.00 which is in accordance with the Housing Act of 1997.

INTEREST RATE

1.	Interest rate per annum (calculated on daily outstanding balance)	11.25%	7.25%
----	---	--------	-------

SUSTAINABLE DEVELOPMENT & CITIES DEVELOPMENT
Development Services Management
Licensing

		2019/20 Excl. Vat	2020/21 Excl. Vat	Inc.
1.	Bails & Fines - (Admission of Guilt)			
	(a) Dogs:			
	Failure to control	R 176.78	R 184.74	4.50%
2.	Trade Licenses Application Fee			
	(a) Business conducted from fixed premises			
	Item 1 & 2 License	R 200.00	R 200.00	No Change
	Processing Fee	R 424.00	R 443.08	4.50%
	(b) Informal Trade License Application Fee			
	Item 3 License	R 25.00	R 25.00	No Change
	Processing Fee	R 29.89	R 31.24	4.50%
	Duplicate License Fee	R 11.00	R 11.00	No change
	Processing Fee	R 29.89	R 31.24	4.50%
	Informal Trade			
	(i) Telephone Operator	R 127.20	R 132.92	4.50%
	(ii) Hair Dressers	R 53.00	R 55.39	4.50%
	(iii) General Traders	R 31.80	R 33.23	4.50%
	Impoundment of Goods	R 106.00	R 110.77	4.50%
	Release of goods fee	R 53.00	R 55.39	4.50%
	General Traders (Freedom Square)	R 44.52	R 46.52	4.50%
3.	Bandstand	R 135.15	R 141.23	4.50%




SUSTAINABLE DEVELOPMENT & CITIES DEVELOPMENT

Health

		2019/20 Excl. Vat	2020/21 Excl. Vat	Inc.
1.	Food Inspection For Voluntary surrender of foodstuffs for destruction	R 126.72	R 132.43	4.50%
2.	Animal & Bee keeping permits (per permit)	R 58.22	R 60.84	4.50%
3.	Fines For contravention of health legislation	Refer to the Master file at Room 336 of the Health Department		

Tariffs relating to Dairymen and Milk Dealers

4.	Fees payable in respect of certificates of registration:			
	(a) application for a certificate of registration	R 557.11	R 582.18	4.50%
	(b) annual renewal thereof	R 271.86	R 284.09	4.50%
5.	Fees payable for the testing of milk samples:			
	(a) during consideration of an application for a certificate of registration	R 448.32	R 468.49	4.50%
	(b) upon request	R 448.32	R 468.49	4.50%
	(c) fee payable for water sampling	R 298.88	R 312.33	4.50%
6.	Clearing of Vacant Land	Cost of clearing plus any applic. fee	Cost of clearing plus any applic. fee	



SUSTAINABLE DEVELOPMENT & CITIES DEVELOPMENT
Municipal Business Entities Management
Airport

	2019/20 Excl. Vat	2020/21 Excl. Vat	Inc.
1. Passenger levy fee			
departing passengers on all scheduled flights	R 103.90	R 114.29	10.0%
departing passengers on all non-schedule/charter flights	R 103.90	R 114.29	10.0%
departing passengers on general aviation flights	R 62.48	R 68.73	10.0%
2. Domestic Landings: Fixed Wing Aircraft			
Maximum certified mass in kg of aircraft up to and including			
0 - 500	R 69.12	R 76.04	10.0%
501 - 1000	R 102.03	R 112.23	10.0%
1001 - 1500	R 130.73	R 143.83	10.0%
1501 - 2000	R 173.16	R 190.47	10.0%
2001 - 2500	R 186.15	R 204.77	10.0%
2501 - 3000	R 214.28	R 235.71	10.0%
3001 - 4000	R 298.99	R 328.88	10.0%
4001 - 5000	R 381.96	R 420.16	10.0%
5001 - 6000	R 464.94	R 511.43	10.0%
6001 - 7000	R 551.24	R 606.36	10.0%
7001 - 8000	R 630.89	R 693.98	10.0%
8001 - 9000	R 713.29	R 784.62	10.0%
9001 - 10000	R 813.57	R 894.93	10.0%
10001 - 12000	R 921.95	R1014.14	10.0%
12001 - 14000	R1043.15	R1147.47	10.0%
14001 - 16000	R1164.38	R1280.81	10.0%
16001 - 18000	R1285.43	R1413.98	10.0%
18001 - 20000	R1406.66	R1547.32	10.0%
20001 - 22000	R1527.72	R1680.49	10.0%
for every 2000 kg's over 22000 kg's	R 75.43	R 82.97	10.0%
3. Parking Fee: Fixed Wing Aircraft			
Maximum certified mass in kg of aircraft up to and including			
0 - 2000	R 44.45	R 48.89	10.0%
2001 - 3000	R 90.90	R 100.00	10.0%
3001 - 4000	R 129.15	R 142.07	10.0%
4001 - 5000	R 177.63	R 195.39	10.0%
5001 - 10000	R 261.18	R 287.30	10.0%
10001 - 15000	R 343.16	R 377.47	10.0%
15001 - 20000	R 432.61	R 475.87	10.0%
20001 - 25000	R 516.46	R 568.11	10.0%
for every 5000 kg's over 25000 kg's	R 111.23	R 122.36	10.0%
4. Domestic Landings: Helicopters			
Maximum certified mass in kg of aircraft up to and including			
0 - 500	R 14.00	R 15.40	10.0%
501 - 1000	R 20.50	R 22.55	10.0%
1001 - 1500	R 26.40	R 29.04	10.0%
1501 - 2000	R 31.75	R 34.92	10.0%
2001 - 2500	R 37.38	R 41.11	10.0%
2501 - 3000	R 42.85	R 47.14	10.0%
3001 - 4000	R 59.88	R 65.87	10.0%
4001 - 5000	R 76.63	R 84.29	10.0%
5001 - 6000	R 93.08	R 102.38	10.0%
6001 - 7000	R 110.25	R 121.28	10.0%
7001 - 8000	R 126.98	R 139.68	10.0%
8001 - 9000	R 142.86	R 157.14	10.0%
9001 - 10000	R 160.33	R 176.36	10.0%
10001 - 12000	R 184.56	R 203.01	10.0%
12001 - 14000	R 208.80	R 229.69	10.0%
14001 - 16000	R 233.05	R 256.36	10.0%
16001 - 18000	R 257.15	R 282.87	10.0%
18001 - 20000	R 281.38	R 309.52	10.0%
for every 2000 kg's over 20000 kg's	R 60.74	R 66.82	10.0%

SUSTAINABLE DEVELOPMENT & CITIES DEVELOPMENT
Municipal Business Entities Management
Airport

	2019/20 Excl. Vat	2020/21 Excl. Vat	Inc.
5. Parking Fee: Helicopter			
Maximum certified mass in kg of aircraft up to and including			
0 - 2000	R 8.95	R 9.84	10.0%
2001 - 3000	R 18.47	R 20.32	10.0%
3001 - 4000	R 25.98	R 28.57	10.0%
4001 - 5000	R 35.65	R 39.21	10.0%
5001 - 10000	R 52.38	R 57.62	10.0%
10001 - 15000	R 68.83	R 75.71	10.0%
15001 - 20000	R 86.58	R 95.24	10.0%
20001 - 25000	R 103.60	R 113.97	10.0%
for every 5000 kg's over 25000 kg's	R 111.23	R 122.36	10.0%
6. Landing Fee: Experimental Aircraft			
Aircraft certified mass unlimited			
0 - Unlimited	R 91.05	R 100.16	10.0%
MISCELLANEOUS CHARGES			
7. Access Control Permits			
Personal permanent access permit	R 92.78	R 102.06	10.0%
Penalty for 1st lost/stolen permit	R 92.85	R 102.13	10.0%
Penalty for 2nd lost/stolen permit	R 185.56	R 204.12	10.0%
Adhoc personal access permit	R 46.43	R 51.07	10.0%
Penalty for 1st lost/stolen permit	R 46.43	R 51.07	10.0%
Penalty for 2nd lost/stolen permit	R 92.85	R 102.14	10.0%
Permanent vehicle access permit	R 55.70	R 61.27	10.0%
Penalty for 1st lost/stolen permit	R 55.70	R 61.27	10.0%
Penalty for 2nd lost/stolen permit	R 111.40	R 122.54	10.0%
Adhoc vehicle permit	R 18.57	R 20.43	10.0%
Penalty for 1st lost/stolen permit	R 16.57	R 20.43	10.0%
Penalty for 2nd lost/stolen permit	R 37.14	R 40.85	10.0%




SUSTAINABLE DEVELOPMENT & CITIES DEVELOPMENT
Municipal Business Entities Management
Municipal Market

	2019/20 Excl. Vat	2020/21 Excl. Vat	Inc.
Hiring, Storage and Ripening			
1. Use of Handling Equipment			
Hiring of light trolley (small) per day or part thereof	R 1.77	R 1.85	4.50%
Hiring of heavy trolley (large) per day or part thereof	R 5.30	R 5.53	4.50%
Cold Storage of Fresh Produce or Other Articles			
2. a. Storage tariffs of fresh produce or other articles (excluding bananas) in cold storage rooms per day or part thereof are indicated hereunder provided that the tariff shall not be less than R7.14 per pallet per day			
	R 6.83	R 7.14	4.50%
2. b. Packed into containers (other than large bags or pockets), the size of which shall be calculated per cubic centimeter and such calculation shall be based on the outer dimensions of the container.			
i) Per container not exceeding 10 000 cm ³ (2 kg grape tray, S/L box)	R 0.04	R 0.04	4.50%
ii) Per container exceeding 10 000 cm ³ but not exceeding 20 000 cm ³ (½ bushel, WB box, double layer, tomato box, lemon box, etc)	R 0.07	R 0.08	4.50%
iii) Per container exceeding 20 000 cm ³ but not exceeding 30 000 cm ³ (jumble pack, multi-layer, pear box, and economy pack)	R 0.11	R 0.11	4.50%
iv) Per container exceeding 30 000 cm ³ but not exceeding 40 000 cm ³ (economy pack)	R 0.15	R 0.15	4.50%
v) Per container exceeding 40 000 cm ³ but not exceeding 50 000 cm ³ (apple, thrift pack, banana box)	R 0.19	R 0.19	4.50%
vi) Per container exceeding 50 000 cm ³ but not exceeding 60 000 cm ³ (large cardboard box, timber crate – lettuce)	R 0.22	R 0.23	4.50%
vii) Per container exceeding 60 000 cm ³ but not exceeding 70 000 cm ³ /18 kg economy pack	R 0.26	R 0.27	4.50%
viii) Tariff for containers exceeding 70 000 cm ³ , per 10 000 cm ³	R 0.04	R 0.04	4.50%
2. c. Packed into bags or pockets or similar containers:			
Per bag with net mass not exceeding 7 kg (½ pocket)	R 0.06	R 0.06	4.50%
Per bag with net mass exceeding 7 kg but not exceeding 15 kg (Orange, Potato Pocket)	R 0.12	R 0.13	4.50%
Per bag with net mass exceeding 15 kg but not exceeding 35 kg (Sugar pocket)	R 0.31	R 0.32	4.50%
2. d. Unpacked bunched fresh produce or other articles:			
Per five bunches	R 0.07	R 0.08	4.50%
2. e. Unpacked loose units of fresh produce or other articles:			
Per watermelon or pumpkin	R 0.07	R 0.08	4.50%
Per unit of any other fresh produce or other articles.	R 0.07	R 0.08	4.50%
2. f. Double the tariffs fixed in 2(b), (c), (d) and (e) shall be payable in respect of cold storage of fresh produce or other articles not purchased on the market or sold through the market.			

SUSTAINABLE DEVELOPMENT & CITIES DEVELOPMENT
Municipal Business Entities Management
Municipal Market

		2019/20 Excl. Vat	2020/21 Excl. Vat	Inc.
3.	Tariffs for Bananas			
3. a.	Ripening			
	Per standard 20 kg banana box			
	per week	R 2.70	R 2.82	4.50%
	per day	R 0.38	R 0.40	4.50%
	Per 10 kg banana box			
	per week	R 1.35	R 1.41	4.50%
	per day	R 0.19	R 0.20	4.50%
3. b.	Storage			
	Per banana box per day	R 0.19	R 0.19	4.50%
4.	Tariff for Storage			
	Fresh produce sold and not removed from the market hall by 1 p.m. on the day of purchase, shall be subjected to a fee of R1.30 per unit per day or part thereof.	R 1.22	R 1.28	4.50%
5.	Salesmen's Permits			
	Salesmen's Permits monthly fee	R 6.84	R 7.14	4.50%
6.	a. Loading Bays – per annum	R 513.41	R 536.52	4.50%
	b. Reserved Open Parking Bays for Agents – per annum	R 513.41	R 536.52	4.50%
7.	Cage Hire – per month	R 269.09	R 281.20	4.50%
8.	Digital Prints – Condemned Produce (Cost to Agent) – per print	R 12.74	R 13.32	4.50%
9.	Transaction Charge	R 0.37	R 0.39	4.50%
10.	First Issue of Card	R 13.41	R 14.01	4.50%
	2nd Issue	R 28.83	R 30.12	4.50%
	3rd Issue	R 57.65	R 60.25	4.50%
11.	Floor Storage per day	R 31.68	R 33.11	4.50%



MISCELLANEOUS CHARGES
All Departments

	2019/20 Excl. Vat	2020/21 Excl. Vat	Inc.
1. Duplicate Statement Fee First two statements per request More than two statements per request per statement PLUS the search fee as per 5 below.	R 4.25	R 4.44	4.50%
2. For every photocopy of an A4 size page or part thereof For every photocopy of an A3 size page or part thereof	R 5.66 R 8.49	R 5.92 R 8.88	4.50% 4.50%
3. Laminations - A4 size page or part thereof PLUS prevailing Cost of the Lamination Sheet/s	R 5.66	R 5.92	4.50%
Laminations - A3 size page or part thereof PLUS prevailing Cost of the Lamination Sheet/s	R 8.49	R 8.88	4.50%
4. Fax Charges – A4 size page or part thereof PLUS costs relating to the transmission of the facsimile	R 5.66	R 5.92	4.50%
5. To search for and prepare any reconciliation, for each hour, or part of an hour, excluding the first half hour, reasonably required for such search and preparation. PLUS Administration Fee (Excluding applications made in terms of the Promotion of Access to Information Act, No. 2 of 2000) PLUS all copies incidental to complete the reconciliation	R 113.27 R 35.40 R 4.24	R 118.36 R 36.99 R 4.44	4.50% 4.50% 4.50%
6. Consumer's Dishonored Cheques - Penalty PLUS Administration Fee	Charged at the prevailing bank fee R 28.34	Charged at the prevailing bank fee R 29.61	4.50%
7. Commission Charged in respect of Easy Pay cheque payments which have dishonored, will be payable by the consumer plus R29.61 administration fee.	Commission Charged plus R28.34 Admin Fee	Commission Charged plus R29.61 Admin Fee	
8. Fee to finalise erroneous EFT's, Deposits or Payment Transfers Plus administrative costs to finalise these transactions: Amounts between R1 to R1,000 Amounts between R1,001 to R5,000 Amounts between R5,001 to R10,000 Amounts in excess of R10,000	Charged at the prevailing bank fee R 113.57 R 155.42 R 239.10 R 358.65	Charged at the prevailing bank fee R 118.68 R 162.41 R 249.86 R 374.79	4.50% 4.50% 4.50% 4.50%
The bank fees and administrative costs must be paid first or deducted from the refundable amount upon confirmation by the ratepayer or consumer in writing, prior to the refund being processed. All refunds will only be released upon confirmation by the bank that the monies in question are in our account. The waiting period for these refunds will be between 7 to 10 days.			
9. Charges for Credit and Debit card payments in excess of R3000.00 Plus Administration Fee – card payment		Charged at the 1% of card payment Fee R 30.04	New New

SURCHARGES
All Departments

	2019/20 Excl. Vat	2020/21 Excl. Vat	Inc.
1. Interest rate per annum (calculated on daily outstanding balance)	11.25%	7.25%	
2. Collection Charge Rate per annum	10%	10%	

PROMOTION OF ACCESS TO INFORMATION ACT

Applications made in terms of the Promotion of Access to Information Act, No. 2 of 2000

Schedule of Charges

Public and private bodies registered under the Value-Added Tax Act, No. 89 of 1994, as vendors may add value-added tax to all fees prescribed in this section.

	2019/20 Excl. Vat	2020/21 Excl. Vat	Inc.
Fees in Respect of Guide			
1. The fee for a copy of the guide as contemplated in regulation 2(3) (b) and 3(4)(c) for every photocopy of an A4-size page or part thereof is	R 0.60	R 0.60	0.00%
Fees in Respect of Public Bodies			
1. The fee for a copy of the manual as contemplated in regulation 5(c) for every photocopy of an A4-size page or part thereof is	R 0.60	R 0.60	0.00%
2. The fees for reproduction referred to in regulation 7(1) are as follows:			
(a) For every photocopy of an A4-size page or part thereof	R 0.60	R 0.60	0.00%
(b) For every printed copy of an A4-size page or part thereof held on a computer or in electronic or machine-readable form	R 0.40	R 0.40	0.00%
(c) For a copy in a computer-readable form on-			
(i) stiffy disc	R 5.00	R 5.00	0.00%
(ii) compact disc	R 40.00	R 40.00	0.00%
(d) (i) For a transcription of visual images, for an A4-size page or part thereof	R 22.00	R 22.00	0.00%
(ii) For a copy of visual images	R 60.00	R 60.00	0.00%
(e) (i) For a transcription of an audio record, for an A4-size page or part thereof	R 12.00	R 12.00	0.00%
(ii) For a copy of an audio record	R 17.00	R 17.00	0.00%
3. The request fee payable by every requester, other than a personal requester, referred to in regulation 7(2) is	R 35.00	R 35.00	0.00%
4. The access fees payable by a requester referred to in regulation 7(3) are as follows:			
(1) (a) For every photocopy of an A4-size page or part thereof	R 0.60	R 0.60	0.00%
(b) For every printed copy of an A4-size page or part thereof held on a computer or Electronic or machine –readable form	R 0.40	R 0.40	0.00%
(c) For a copy in a computer-readable form on-			
(i) stiffy disc	R 5.00	R 5.00	0.00%
(ii) compact disc	R 40.00	R 40.00	0.00%
(d) (i) For a transcription of visual images, for an A4-size page or part thereof	R 22.00	R 22.00	0.00%
(ii) For a copy of visual images	R 60.00	R 60.00	0.00%
(e) (i) For a transcription of an audio record, for an A4-size page or part thereof	R 12.00	R 12.00	0.00%
(ii) For a copy of an audio record	R 17.00	R 17.00	0.00%
(f) To search for and prepare the record for disclosure, for each hour or part of an hour, excluding the first hour, reasonably required for such search and preparation	R 15.00	R 15.00	0.00%
(2) For purposes of section 22(2) of the Act, the following applies:			
(a) Six hours as the hours to be exceeded before a deposit is payable; and			
(b) one third of the access fee is payable as a deposit by the requester.			
(3) The actual postage is payable when a copy of a record must be posted to a requester.			